

Practical
Motorhome
GUIDES

Practical camper van

SMALL VANS, BIG PLANS

SPACE **TRAVEL**

**92 pages packed with advice on how to get
the most from life with your compact camper!**



10 TOP FESTIVALS

Fantastic events
that you'll want
to visit in your
camper!



- Touring inspiration
- Expert reviews
- Technical tips
- The best accessories

Campervan Insurance that sets you free

Flexible cover and excellent service for your open road adventures, at a price we think you'll love. Leaving you free to hit the open road and enjoy new adventures!



Conversions covered

Made your home on wheels your own? Just let us know about any changes that effects performance.



European cover

Extended cover to include travel for up to 90 days in one trip or 180 days over a year.



Quality claims service

Your claim will be handled by a team of campervan specialists at ERS.

★ Trustpilot ★★★★★ 'Excellent'



SCAN ME

Get an online quote today

 ripeinsurance.co.uk/PCA25

 0800 781 5310

 @ripeinsurance



a fresh approach to insurance

Future PLC 121-141 Westbourne Terrace, London W2 6JR

Editorial www.practicalmotorhome.com

Editor in chief **Sarah Wakely** sarah.wakely@futurenet.com

Deputy Editor **Paul Critcher**

Art Editor **Simon Mortimer**

Production Editor **Gillian Gould**

Reviews Editor **Peter Baber**

Content Editor **Pete Byrne**

Staff writer **Jo Davies**

Contributors Jack Bancroft, Nick Harding, Dave Newell, John Sootheran, Nigel Hutson, Matt Sims, Nigel Donnelly

Advertising

Advertising Director **Jess Hamer**

jess.hamer@futurenet.com +44 (0)7933 502 456

Account Director **Tanya Ely**

tanya.ely@futurenet.com +44 (0)7517 561 313

Account Director **Steven Pyatt**

steven.pyatt@futurenet.com

International Licensing

Practical Motorhome is available for licensing. Contact the Licensing team to discuss partnership opportunities
Head of Print Licensing **Rachel Shaw** licensing@futurenet.com

Subscriptions

We kindly ask that you allow up to seven days before contacting us about a late delivery, via help@magazinesdirect.com

Manage your subscription online with MyMagazine.

Visit www.mymagazine.co.uk/FAQ to view frequently

asked questions or log in at www.mymagazine.co.uk.

New orders/customer service queries help@magazinesdirect.com

International help help@magazinesdirect.com

Online orders www.magazinesdirect.com

Group Marketing Director, Magazines & Memberships **Sharon Todd**

Subscription rates £74.75 UK, €150 Europe, \$169 US, £130 Rest of World

How to order and access past issues

If you are an active subscriber, you have instant access to past issues through your iOS or Android device/s. Pocketmags library may not have access to the full archive of digital past issues. You will only be able to access the digital past issues as long as you are an active subscriber. To purchase single past issues (print format only) visit magazinesdirect.com (click on 'Single issues' tab), or email help@magazinesdirect.com. [Magazinesdirect.com](http://magazinesdirect.com) is owned and operated by Future Publishing Limited.

Circulation

Head of Newstrade **Tim Mathers**

Production

Head of Production **Mark Constance**

Senior Ad Production Manager **Jo Crosby**

Ad Production Manager **Peter Burton**

Digital Editions Controller **Jason Hudson**

Production Manager **Vivienne Calvert**

Management

SVP Consumer **Kevin Addley**

MD Sports, Knowledge & Wellness **Dave Clutterbuck**

Brand Director Sports, Knowledge & Wellness **Kirsty Satchell**

Commercial Finance Director **Tania Brunning**

Commercial Sales Director **Clare Dove**

Printed by William Gibbons

Distributed by Marketforce UK, 121-141 Westbourne Terrace, London W2 6JR mfcommunications@futurenet.com
ISSN 1474-1830 EAN 977



We are committed to only using magazine paper which is derived from responsibly managed, certified forestry and chlorine-free manufacture. The paper in this magazine was sourced and produced from sustainable managed forests, conforming to strict environmental and socioeconomic standards.

All contents © 2025 Future Publishing Limited or published under licence. All rights reserved. No part of this magazine may be used, stored, transmitted or reproduced in any way without the prior written permission of the publisher. Future Publishing Limited (company number 2008885) is registered in England and Wales. Registered office: Quay House, The Ambury, Bath BA1 1UA. All information contained in this publication is for information only and is, as far as we are aware, correct at the time of going to press. Future cannot accept any responsibility for errors or inaccuracies in such information. You are advised to contact manufacturers and retailers directly with regard to the price of products/services referred to in this publication. Apps and websites mentioned in this publication are not under our control. We are not responsible for their contents or any other changes or updates to them. This magazine is fully independent and not affiliated in any way with the companies mentioned herein.

If you submit material to us, you warrant that you own the material and/or have the necessary rights/permissions to supply the material and you automatically grant Future and its licensees a licence to publish your submission in whole or in part in any/all issues and/or editions of publications, in any format published worldwide and on associated websites, social media channels and associated products.

Any material you submit is sent at your own risk and, although every care is taken, neither Future nor its employees, agents, subcontractors or licensees shall be liable for loss or damage. We assume all unsolicited material is for publication unless otherwise stated, and reserve the right to edit, amend and/or adapt all submissions.

GPSR EU RP (for authorities only)
eucomply OU Pärnu mnt 139b-14 11377
Tallinn, Estonia
hello@eucompliancepartner.com

*3375690241 General Product Safety 2023/988: The use of our product under normal or reasonably foreseeable conditions of use, including the actual duration of use, does not present any risk or only the minimum risks compatible with the product's use, which are considered acceptable and consistent with a high level of protection of the health and safety of consumers.



Future plc is a public company quoted on the London Stock Exchange
(symbol: FUTR)
www.futureplc.com

Chief Executive Officer **Kevin Li Ying**
Non-Executive Chairman **Richard Huntingford**
Chief Financial Officer **Sharjeel Suleman**

Tel +44 (0)1225 442 244

Welcome!

What is it about campervans that makes them so popular? For us at *Practical Motorhome* magazine, it's the freedom that they offer – the opportunity to get away from it all and forget everyday life for a while.

That's why we've put together a second fantastic edition of *Practical Campervan* magazine, to help you get more from your camper – whether it's choosing where to go or what accessories to fill your 'van with, there's everything you need to know over the next 90-odd pages. We've got recipes to try out (p38) – which would be perfect for when you're taking a road trip to Continental Europe (p34) – reviews of some of the best new models out there, details of brilliant festivals (p58)... the list goes on.

So, no matter where or when you're planning to travel in your campervan – whether it's to a small campsite just down the road, or on an extended, multi-week tour across numerous countries – turn the page now to find out how to get the absolute best from your adventures.

We look forward to seeing you again in the next edition of *Practical Campervan*!



Sarah Wakely

Editor-in-chief

CONTENTS

- | | |
|---|---|
| 6 View finder
Giens Peninsula, South of France | 60 View finder
Seven Sisters, East Sussex |
| 8 National parks
Fabulous UK touring destinations | 62 'Van review: Xplore CV X8
Eye-catching looks, superb options |
| 16 Travel tech
All the gadgets you could possibly need | 64 Product round-up: Camping chairs
Now you're sitting comfortably... |
| 26 View finder
Glenshee, Cairngorms, Scotland | 66 'Van review: Mobilvetta Admiral K6.3
Italian style meets clever design |
| 28 Devon in a campervan
A VW camper is ideal for exploring! | 68 'Van review: Panama P12
Great for family-friendly touring |
| 34 European road trips
The best way to discover Europe | 70 Product round-up: Camping tables
... all you need next is a table! |
| 38 Around Europe in 8 dishes
Cook up a delicious dish in your 'van | 72 'Van review: VW California Coast
Multivan base makes a superb drive |
| 46 View finder
Lofoten Islands, Northern Norway | 74 View finder
Cod Beck Reservoir, North Yorkshire |
| 48 Hiking, biking, camping
Trails that reveal Britain in its glory | 76 Better internet in your camper
Stay connected, wherever you go |
| 54 8 apps to enhance your tours
Essential apps for life on the road | 84 Buyer's guide
Comprehensive listings and data |
| 56 Summertime activities
Get out and about, try something new | 90 Must-have accessories
Time to choose that essential kit! |
| 58 The UK's top festivals
Enjoy the very best live music | |


Find the perfect campervan for you from Marquis this autumn

The UK's largest dealership network has an exclusive trio of brilliant brands for you to explore

When it comes to choosing a campervan, there's a lot to think about. There's the kit on board, of course, as well as the right layout – but you'll also want to get good value for money and plenty of comfort, too, to make your adventures that much more enjoyable.

What you really want is a well-known and trusted dealer that can offer a selection of campervans for you to consider – which is where the UK's largest motorhome dealer network, Marquis, comes in. It exclusively imports three Continental campervan brands to our shores, all of which offer something different – and very special.

W



BENIVAN

High-end features with a low price tag

There's a very good reason why Fiat Ducato-based campervans are so popular – they offer a fantastic amount of practical living space on board, with reliable, powerful engines under the bonnet.

The six Benivan models from Spanish brand Benimar provide this and so much more, and all with a great-value price tag, too.

There are three layouts to choose from, including the Benimar **Benivan 144**, which has a fixed double bed at the rear, and the Benimar **Benivan 161**, with a spacious pair of single beds that can also be made up into a double. All-new for 2026 is the return of the **Benivan 122** layout, which boasts two long rear sofas.

No matter which you choose, you'll benefit from a host of high-end features, including Webasto diesel heating, alloy wheels, cruise control, an electric step, a solar panel... the list goes on.

There's masses of storage space, too – the clever design of the 161 includes cupboards that can be removed, so you can even carry bikes.

Want a bit more space to relax inside? All Benivan models are also available with a pop-up roof.



Luxury living in a practical campervan

If you're looking for a little luxury in your campervan, then the first place to look should be the **Mobilvetta Admiral K6.3**.

It's simply packed with great features to give you that little bit more on the road, including memory foam mattresses on the single beds (or double bed) at the rear, a 200W solar panel, a skyview rooflight, a roll-out awning, underfloor storage, Truma Combi 4 heating, a Winter Pack and lots more.

Despite the lengthy kit list, the 6.36m campervan has an MTPLM of 3500kg, so you won't need an upgraded licence to drive it. The practical payload of 376kg also means that you'll have plenty of opportunity to make the most of the clever onboard storage solutions.



For everyday life and every adventure

Perhaps you'd prefer something a bit more compact – in which case, a campervan from Spanish brand Panama is the one for you.

As well as two popular current models – the four-berth, 5.04m-long **Panama P12**, and the four-berth, 5.40m **Panama P57**, which even features a washroom – there's a new kid on the block for the coming year, in the form of the **Panama P10E**.

Excitingly, this all-new Ford Tourneo Custom Active-based P10E model runs on hybrid power, and offers an all-electric onboard experience, from the hob to the heating. It's perfect for those looking to go greener in future – simply visit www.panamauk.co.uk to discover more.

Whichever Panama model you go for, you'll get great features and kit as standard – and all in a vehicle that's small enough to use as an everyday driver.



To find out more about Marquis and the Benimar, Mobilvetta and Panama campervan ranges, and receive the latest news and offers first, simply visit the website and sign up to the email newsletter

- www.marquisleisure.co.uk/benimar/benivan
- www.marquisleisure.co.uk/mobilvetta/admiral
- www.marquisleisure.co.uk/panama/panama



The UK's Largest Dealer Network



VIEW FINDER

Giens Peninsula, South of France



what3words

///grownup.pipe.memories

Why tour here?

The exquisite Giens Peninsula seems to embody the best of the Mediterranean, with stunning views over the water and dreamy beaches dotted with swaying palm trees.

Formed from a double tombolo (ridges of sand connecting the island to the mainland), it's an interesting and attractive landscape, with abundant opportunities for hiking and sailing. Traditional markets rub shoulders with small hotels and delightful restaurants, making it a popular destination for tourists.

Giens is only a short distance from the charming medieval market town of Hyères, but the beautiful blue sea is certainly the region's crowning glory.

Don't miss...

Idyllic Camping Olbia is at the western end of the Giens Peninsula, with pitches for leisure vehicles and tents, 200m from the beach.

Inspiration NATIONAL PARKS

We take a look at the UK's most beautiful national parks, which make a great place to tour – plus, we reveal a fantastic site to stay at!

National parks were established to enable everybody to have access to some of the UK's most impressive landscapes. They provide thousands of kilometres of right-of-way routes, including over 800 miles suitable for those with mobility issues.

Added to that, these are areas where the wildlife thrives and is protected, traditional lifestyles are carefully upheld, and people can enjoy the many benefits of engaging with the natural world.

Each of the national parks has its own distinct characteristics, which showcase

the very best of the equally distinctive regions where they are based. And with that in mind, we're taking a look at the gorgeous parks within these shores, and revealing a superb open-all-year campsite to help you make the most of your visit, whenever you tour.

Lake District

Cumbria, England

As well as being England's largest national park, the Lake District is a UNESCO World Heritage Site, attracting more than 18 million visitors a year.

There are no fewer than 16 lakes in the Lake District, with the biggest and best-known being Windermere. Interestingly, there is only one body of water that is actually a lake by name, and that is Bassenthwaite Lake. The others are 'waters', 'meres' (wide but shallow lakes) and 'tarns' (small glacial lakes).

The region is enormously popular for both its peaks and its waters. Walkers will love climbing the trails to the top of the fells, where amazing views await. There are routes to suit all abilities and ages, and if you do your research, you can get off the beaten track and find quiet areas away from the bustling tourist towns.

Scafell Pike stands in the heart of the Lake District at 978m (3209ft) high, attracting climbers from all over the world.

Watersport enthusiasts can try their hand at everything from boating and sailing to paddleboarding, kayaking and canoeing. Wild swimmers are advised to avoid the busier lakes, especially those that allow motorboats.

Best for... Watersports, hiking, wild swimming

Stay at... Conistown Coppice CAMC Site

www.caravanclub.co.uk



Stunning Windermere (viewed here from Loughrigg Fell) is the largest lake in the Lake District

New Forest

Hampshire and Wiltshire, England

The New Forest is home to a rich variety of wildlife, mainly owing to its unique natural environment, and includes the largest area of lowland heath in England.

For keen birdwatchers, there are important species of heathland and wading birds to see. During nesting seasons, there are restrictions to be aware of for walkers.

The region is the perfect habitat for beetles, reptiles, deer and bats, among the best in Europe. And it is home to the New Forest ponies, which you will spot everywhere, often wandering over the roads as well as on open land. There are plenty of well-marked walking and cycling routes on traffic-free trails, too.

Best for... Birdwatching, walking, cycling

Stay at... Setthorns Campsite

(note there are no toilets or showers - you must have your own facilities)

www.campinginthenewforest.com



New Forest ponies are a familiar sight in this beautiful region

Getty Images



Explore countryside and coastline on a trip to Exmoor

Exmoor

Somerset and Devon, England

Exmoor gives you the opportunity to explore coast and countryside. It has 37 miles of glorious coastline, along which the first section of the South West Coast Path, the UK's longest National Trail, winds from Minehead to Combe Martin.

In fact, across the whole of Exmoor there are around 620 miles of rights-of-way, making this a perfect destination for walkers.

This might be one of the smallest national parks, but it has the highest coastline on the British mainland. Owing to an abundance of clean waters, Exmoor offers sea and freshwater fishing, with permits available, as well as escorted boat trips from coastal towns. Just be wary of the tides if you're exploring the coves and beaches here.

In addition, this is a renowned International Dark Sky Reserve, with the Exmoor Dark Skies Festival happening every autumn.

Best for... Walking, stargazing, fishing

Stay at... Home Farm Holiday Centre

www.homefarmholidaycentre.co.uk

Loch Lomond & The Trossachs

West Dunbartonshire, Argyll and Bute, Perth and Kinross, and Stirling, Scotland

Loch Lomond & The Trossachs National Park is easily accessible from both Glasgow and Edinburgh, making it a great way to connect with nature, even when you are staying in an urban environment.

Scotland's first national park – the region was designated in 2002 – is made up of low-lying land around the lochs and rugged mountains in the north.

If you fancy a spot of 'Munro bagging' – clocking up Scottish mountains that rise to more than 914.4m (3000ft) – there are no fewer than 21 splendid peaks to choose from in the region.

In the lowlands, you can walk around the stunning lochs, or take a boat trip to enjoy a different view of this glorious landscape.

There is a huge variety of wildlife to look out for, including red squirrels (three-quarters of the UK's red squirrel population is thought to be in Scotland), golden eagles, osprey and otters.

Best for... Wildlife, boating, hiking

Stay at... Loch Lomond Holiday Park

www.cove.co.uk/loch-lomond



Take to the water, walk in the lowlands or climb a Munro; there's something for everyone in Loch Lomond & The Trossachs

Shutterstock



Bannau Brycheiniog (Brecon Beacons)

Carmarthenshire, Monmouthshire and Powys (among others), Wales

Straddling multiple counties in South Wales, Bannau Brycheiniog National Park is just north of Swansea and Cardiff. Famed for its mountains and moorland, it's no wonder this area is so popular with walkers.

At its heart is Pen y Fan, the highest peak in South Wales at 886m (2907ft), which is visited by more than 500,000 people every year.

It lies on the Beacons Way, a long-distance footpath that runs for 99 miles through the national park, winding its way around and over peaks in the Black Mountains, making a challenging endeavour.

There are plenty of routes for a gentle stroll, too, where you can take in the amazing landscape at your leisure. The variety of terrains – including trails, tracks, lanes and towpaths – offer great cycling. As an International Dark Sky Reserve, it's a brilliant place for stargazing, too – on a clear night, you can see the Milky Way.

Best for... Walking, stargazing, cycling

Stay at... Aberbran Fach Caravan & Campsite

 aberbranfach.com

North York Moors

North Yorkshire, England

The landscape in Yorkshire has long been a source of inspiration for writers and artists. Emily Brontë described the moorland as wild and untamed, yet beautiful, in her famous novel *Wuthering Heights*, an apt description of what you can discover here.


North York Moors National Park is part coastal, part moorland, with scattered villages and woods lying in between.

The Cleveland Way National Trail passes through, providing 109 miles of scenic walks, which are especially beautiful in late summer when the heather is in bloom.

On the coast, you can take a dip in the sea or paddleboard near the shore, while across the moors, you can cycle the tracks, lanes and bridleways. There are numerous villages, too, many of which have featured in books and films: Goathland is home to the location for Hogsmeade Station in the first Harry Potter film.

Best for... Walking, heritage sites, cycling

Stay at... Westgate Carr Farm Holidays

 westgatecarrfarm.co.uk

When the heather blooms at North York Moors, the landscape is transformed



Getty Images



Rolling hills and long-distance walks make the South Downs suitable for all levels of ability

South Downs


East and West Sussex, and Hampshire, England

This national park is easy to tie in with a trip to London, as it's not far from the city and accessible via public transport. It's a walker's paradise, particularly on the South Downs Way, which runs for 100 miles from Winchester to Eastbourne.

The most iconic trail is on the coast path, across the Seven Sisters chalk cliffs, which create a unique part of the landscape. It's also an important area for wildlife and wildflowers, with more than 1000 nature conservation areas within the park. The River Cuckmere is a popular spot for paddleboarding and kayaking enthusiasts.

Best for... Walking, watersports, wildlife

Stay at... Sumners Ponds Fishery & Campsite

 sumnersponds.co.uk

Getty Images

The UK's national parks

The formation of the UK's national parks has its roots in the 19th century, when the conversation around free access to the countryside really took off.

MP James Bryce started a campaign to introduce a 'freedom to roam' Bill in 1884, which ultimately failed, but it brought the issue into the public domain.

As England became increasingly industrialised, and towns and cities began to grow, preserving and visiting the natural landscape became an ever-more important concern. During the 1930s, public demand was at its peak, leading to the 'mass trespass', in which hundreds of men and women walked through the Peak District to Kinder Scout in protest against the laws around land access.

The pressure continued to rise, and as part of post-war regrowth, a White Paper on National Parks was produced in 1945. In 1949, an Act of Parliament was passed to establish national parks in England to protect these areas and allow access for public recreation. The first – the Peak District – was established in 1951, and by 1957 there were 10 designated areas in England and Wales. The National Parks (Scotland) Act was passed in 2000, and the two Scottish parks were confirmed in 2002 and 2003.



The Boxing Glove Stones at Kinder Scout, destination of the 1932 mass trespass

Alan Novelli/Alamy Stock Photo

Pembrokeshire Coast

Pembrokeshire, Wales

One of the smallest national parks (after The Broads and the New Forest), this Welsh wonder is characterised by its dramatic, sweeping coastline. Of all the parks, it's the best for beach lovers, with plenty of Blue Flag destinations to choose from.

There are beaches that are easily accessible, and hence busier in the summer months, as well as hidden coves offering a chance to relax. You can while away time here swimming, paddling, rockpooling and indulging in watersports.

Despite its small size, there are more than 600 miles of footpaths and bridleways to explore. Keep your eyes open and you can spot rare birds, seals, and even whales and dolphins.

Best for... Beaches, watersports, walking

Stay at... Llanungar Caravan and Camping

📍 llanungar.wales

Ceibwr Bay, one of many stunning places to visit at Pembrokeshire Coast



Getty Images



The Broads

Norfolk and Suffolk, England

This eastern England gem is well-known for its waterways, which were formed in the 14th century when areas dug out during medieval times to get peat for fuel were flooded.

Since the 19th century, this has been a prime destination for boating. There are numerous tours available, giving you the opportunity to sit back, relax and take in the landscape.

For those more comfortable with navigating the water, you can hire a boat and set your own itinerary, or engage in some sailing. Canoeing, kayaking and paddleboarding are also popular, enabling you to traverse the waterways at your leisure.

However you take to the water, keep your eyes open for the wildlife. The area is particularly good for birdwatching, hosting many rare and migrant species. You might also spot otters, deer, adders or even a water vole. Angling is another popular pastime.

Best for... Boating, birdwatching, fishing

Stay at... Highgate Farm Caravan Park

📍 highgatefarm-caravanpark.co.uk

Getty Images



Marshes and waterways on The Broads make a perfect habitat for wildlife and birds



THE UK'S BIGGEST SHOWCASE!

MOTORHOME & CARAVAN SHOW 2025

14-19 October
NEC Birmingham

BUY
EARLY
TO SAVE
£4.50!*

Discover all you need
for successful leisure
vehicle adventures!



- 1000+ exciting new models to explore
- Compare layouts & specifications
- Meet UK & European manufacturers
- Find new tech & innovations
- Buy essential accessories
- Benefit from Show Only Offers
- Get impartial, expert advice
- Enjoy an inspirational day out!

Reader offer, tickets from just £13.50*

Parking Included. Kids go free*
Buy today! Quote PCPV [MCSHOW.CO.UK](https://www.mcshow.co.uk)

Organised by

ncc events

Partner



Tow Car Partner



In association with



Terms and Conditions: *£13.50 when quoting PCPV before midnight 13/10/25. After this time tickets are £18.00 – subject to availability. A £1.25 transaction fee applies to all online bookings. Children under 16 yrs go free when accompanied by a paying adult (max 2 children per adult). Information correct at time of print.

Traditional farm buildings and drystone walls make up part of the landscape in the Yorkshire Dales



Getty images

Yorkshire Dales

North Yorkshire, Cumbria and Lancashire, England

The Yorkshire Dales (dales meaning valleys) are known for their fields, drystone walls and farmland. The park is popular with hikers undertaking challenges such as the Yorkshire Three Peaks, which takes in Pen-y-Ghent, Wharfedale and Ingleborough, part of the Pennine range, covering 24 miles. It's also famed for its waterfalls, gorges and caves, which offer fantastic walks and photo opportunities. Be sure to visit Aysgarth Falls or the Ingleton Waterfalls Trail. There are numerous historic abbeys and castles, too.

Best for... Waterfalls, hiking, caves

Stay at... Askrigg Camping

askrigg-camping.com

Northumberland

Northumberland, England

If you want to escape for a while and get lost in nature, then Northumberland National Park is the place to do it. This is the least populated of all the national parks, nestled on the Scottish border, offering dramatic landscapes inland and on the coast.

It is also packed with history and heritage, at the heart of which is The Sill: National Landscape Discovery Centre, helping visitors learn about the landscape, geography and habitats.

Hadrian's Wall Path passes through here, and you can visit the remains of the third-century Brocolitia Roman Temple.

The park is also home to Sycamore Gap, where one of the most photographed trees in the country stood in a dip in Hadrian's Wall – until it was felled in 2023. Among its many claims to fame, the venerable tree featured in *Robin Hood: Prince of Thieves*.

Best for... Historic sites, walking, photography

Stay at... Forget Me Not Country Park

maguirescountryparks.co.uk/parks/forget-me-not

Hadrian's Wall Path takes you through some of the country's most stunning scenery



Getty images

In winter, the Cairngorms are covered in snow and the ski resorts open up



Getty images

Cairngorms

Aberdeenshire, Highland and Moray (among others), Scotland

For those seeking outdoor adventure, the Cairngorms will definitely not disappoint. In the winter months, the mountain peaks get plenty of snow and the ski resorts open up. When the snow melts, the trails are perfect for hiking, biking and climbing.

For an action-packed visit, there is also white-water river tubing, canoeing, horse riding, quad biking and the first permanent bridge-based bungee jump in the UK.

It's not all thrill-seeking and excitement, though: as the biggest national park, there is lots of space for calmer activities, too. The area is dotted with castles and historic sites, most famously the royal residence of Balmoral, which is open to the public at certain times of year.

There are also 13 golf courses, and you may even catch some of the Highland Games, which run in the summer.

Best for... Snow sports, mountain biking, heritage sites

Stay at... Grantown-on-Spey Caravan Park

caravanscotland.com ➔

Inspiration NATIONAL PARKS

Eryri (Snowdonia)

Gwynedd and Conwy, Wales


This national park is understandably best known for Yr Wyddfa (Snowdon), the highest peak in Wales and the highest point in the British Isles outside Scotland.

Visitors flock from all over the world to climb it, so its car parks and trails can get busy in the warmer months. There is a mountain railway for those who want to reach the top in a more leisurely fashion. But if you want to beat the crowds, why not swerve Yr Wyddfa and explore the nine mountain ranges, including 15 peaks over 914m (3000ft), that make up Eryri National Park?


Almost two-thirds of the people who live in Eryri speak Welsh, so it's a great place to immerse yourself in the local culture. The park is also famed as the home of plentiful wildlife, including many rare species.

Best for... Mountain climbing, walking, wildlife

Stay at... Beddgelert Campsite

 beddgelertcampsite.co.uk

Alamy



Away from the tourist hotspots, there are many mountains to explore in Eryri National Park



Getty Images

Dramatic and rugged scenery graces the Peak District, the first national park in the UK

Peak District

Derbyshire, Cheshire, and South and West Yorkshire (among others), England

The Peak District was the UK's first national park and remains popular, attracting more than 13 million people every year. It's located so centrally, it's estimated that 20 million people live within an hour's travel time of the park, making it a perfect way to get out and about in nature, wherever you are based in central England.

While it is just one national park, it is often split into two areas: White Peak and Dark Peak. White Peak is the area in the south, characterised by limestone and rolling valleys. In White Peak, you can also visit Bakewell, where you must, of course, have a Bakewell Tart.

In the north is Dark Peak, a far more craggy, rugged and harsh landscape. Here you will find wild moorland, roaring rivers and challenging walking conditions.

Must-visits include the reservoirs of Derwent, Howden and Ladybower for accessible walks, as well as four recreational trails that are great for family cycling.

Best for... Birdwatching, cycling, hiking

Stay at... Beech Croft Farm

 beechcroftfarm.co.uk

Dartmoor

Devon, England

Dartmoor is home to the Ten Tors Challenge, an outdoor event for teenagers. Four hundred teams of six young people navigate 35-55 miles and the 10 nominated tors (naturally occurring granite towers) over two days, entirely self-sufficiently.

The terrain can be harsh, but the open moorland and wild landscape make it perfect for walkers of all abilities. There are plenty of places where you can park up and enjoy an amble, or you can work your way along one of the long-distance trails, including the Dartmoor Way, a 108-mile circular route.

It's also great for cycling, with designated trails, permitted bridleways and disused railway lines to choose from.

Best for... Walking, cycling, wild camping

Stay at... Tavistock Camping and Caravanning Club Site

 campingandcaravanningclub.co.uk



Climb one of the many tors on Dartmoor to observe the sweeping Devon landscape, with views in all directions

Getty Images

Bring along an extra haven on your motorhome travels



BUDDY

Create shelter under your motorhome's roll-out canopy with the stylish awning sides and front



X-TENSION



SHADE

See more at www.isabella.net



TRAVEL TECH

With space at a premium in your campervan, you'll want to know you're packing the right kit for your tours. Here are some of our picks for all budgets!

Words Tamara Hinson Photography Neil Godwin

Panasonic Palm-sized Mini Electric Shaver ES-PV3B

Stay groomed on the go with Panasonic's palm-sized travellers' essential, which has all the added extras (including five stainless-steel blades, an ultra-fast linear motor and Panasonic's Beard Sensor+ Technology) found in their larger shavers.

Price £299.99 📄 panasonic.com

Sonic Pro Electric Toothbrush

In a world where almost every key item requires a charging cable or stand (which, more often than not, we manage to leave behind somewhere), we're huge fans of this sleek toothbrush, which will last up to 70 days on a single charge. Add four speed settings, a tongue cleaner and a two-minute timer and you've got an oral hygiene essential that's perfect for use on tour.

Price £97.47 📄 uk.spotlightoralcare.com





Anker 25K Power Bank (top)

Bid farewell to those hours spent scrambling around searching for charging cables to keep your gadgets powered up on the go, because

Anker's brilliant new power bank comes with two retractable ones built in. Add fast charging times (it will charge an iPhone from 16-50% in 25 minutes), ultra-bright displays showing key data such as battery life and charging times, and ActiveShield 2.0 temperature-monitoring technology, and this is a seriously tempting buy.

Price £89.99 🛒 [anker.com](https://www.anker.com)

Bang & Olufsen Beoplay H100 headphones

Bang & Olufsen's latest luxury headphones are things of beauty – noise-cancelling game-changers that rely on top-notch titanium drivers to reduce noise distortion. Optimised for Dolby Atmos, they're both rugged and sleek, offering next-level noise cancellation that makes them perfect for work, rest and play – and especially suitable for use in your camper! Their Progressive Adjustment function allows you to tweak precisely how much environmental noise you want to hear.

Price £1299 🛒 [bang-olufsen.com](https://www.bang-olufsen.com)





Merrell SpeedARC Surge BOA shoes

Take the strain out of everything from mammoth hikes to urban explorations with these hi-tech hiking shoes, designed with a revolutionary nylon FlexPlate midsole system guaranteed to deliver supersized amounts of energy return, making longer, tougher treks a breeze. The BOA system, which means no more fiddling around with double knots on your laces, is also genius – just crank the dials to tighten and loosen.

Price £240 📞 merrell.com

Gomatic Vacuum Bag 2.0

We really love a vacuum bag, but what we don't love is the thought of dragging out a vacuum cleaner or pump every time we want to compress the contents. This is where Gomatic's ingenious kit comes in – a vacuum bag that expels excess air with one squeeze. The addition of a compression zip ramps up the squashability status, while its water-resistant exterior minimises the risks of leaks and spills.

Price £40 📞 gomatic.co.uk



Polar Grit X2 Pro GPS Smart Sports Watch

Say goodbye to squinting sessions with this military-grade outdoor sports watch. The killer combo of AMOLED touchscreen and scratch-resistant sapphire crystal glass ensures all the essential data – whether it's the offline maps or your vitals – remains clearly visible. There's little you can't monitor with this smartwatch, and we're particularly impressed by the range of additional features (including an orthostatic test) that are especially designed to monitor your post-workout recovery.

Price £564 📞 polar.com





Swarovski Optik AX Visio smart binoculars (top)

Reduce the risk of missing out on intriguing animal sightings by investing in Swarovski Optik's field glasses – smart binoculars that use the latest tech to reduce distortion, ramp up colour fidelity and offer unparalleled depth of detail. Fancy taking your birdlife identification skills to the next level? Swarovski has joined forces with the Merlin Bird ID app, allowing you to download your images and obtain an instant, confirmed identification of any winged wonders you spot.

Price £3890 📄 [swarovskioptik.com](https://www.swarovskioptik.com)

Canon EOS R5 Mark II

This hybrid camera does it all, but it's especially suitable for recording your outdoor adventures. Our favourite features include the 45 megapixel back-illuminated stacked sensor, for distortion-free raw footage, while the Dual Pixel Intelligent AF functionality makes snapping moving objects a breeze. Yes, it's on the pricey side, but if you're after a camera that can help you upgrade your photographs and footage with minimum effort on your part, look no further.

Price £5750 📄 [canon.co.uk](https://www.canon.co.uk)





Cocoon Grid It

Tired of untangling endless lengths of cables and working out which ones power which tablet, GPS device or iPhone? Add some order to your life with the Grid It, an ingenious storage case designed for smaller items of tech. Elasticated straps of various sizes keep your electronic essentials in place, while its clever open-faced design makes accessing the contents quick and simple.

Price £19.95 📍 [amazon.co.uk](https://www.amazon.co.uk)

Amazon Fire HD 8 Kids tablet

Say so long to the dreaded “Are we there yet?” interrogations from younger campers with the Amazon Fire HD 8 Kids tablet, designed to keep children aged three to seven years old entertained with ad-free content for up to 13 hours on a single charge. You’re guaranteed safe web browsing, thanks to built-in controls that help to filter out any sites you don’t want them looking at.

Price From £149.99 📍 [amazon.co.uk](https://www.amazon.co.uk)



Nextbase Piqo dashcam

While we hope you’re never unlucky enough to be involved in a road accident or to have your campervan broken into, if the worst happens, having crystal clear evidence of the incident in question is invaluable. That’s what you’ll get with this Bluetooth-enabled, Swiss Army knife-sized dashcam, which sends high-resolution footage not only to your phone, but also to an emergency contact if needed.

Price £99 📍 [nextbase.co.uk](https://www.nextbase.co.uk)



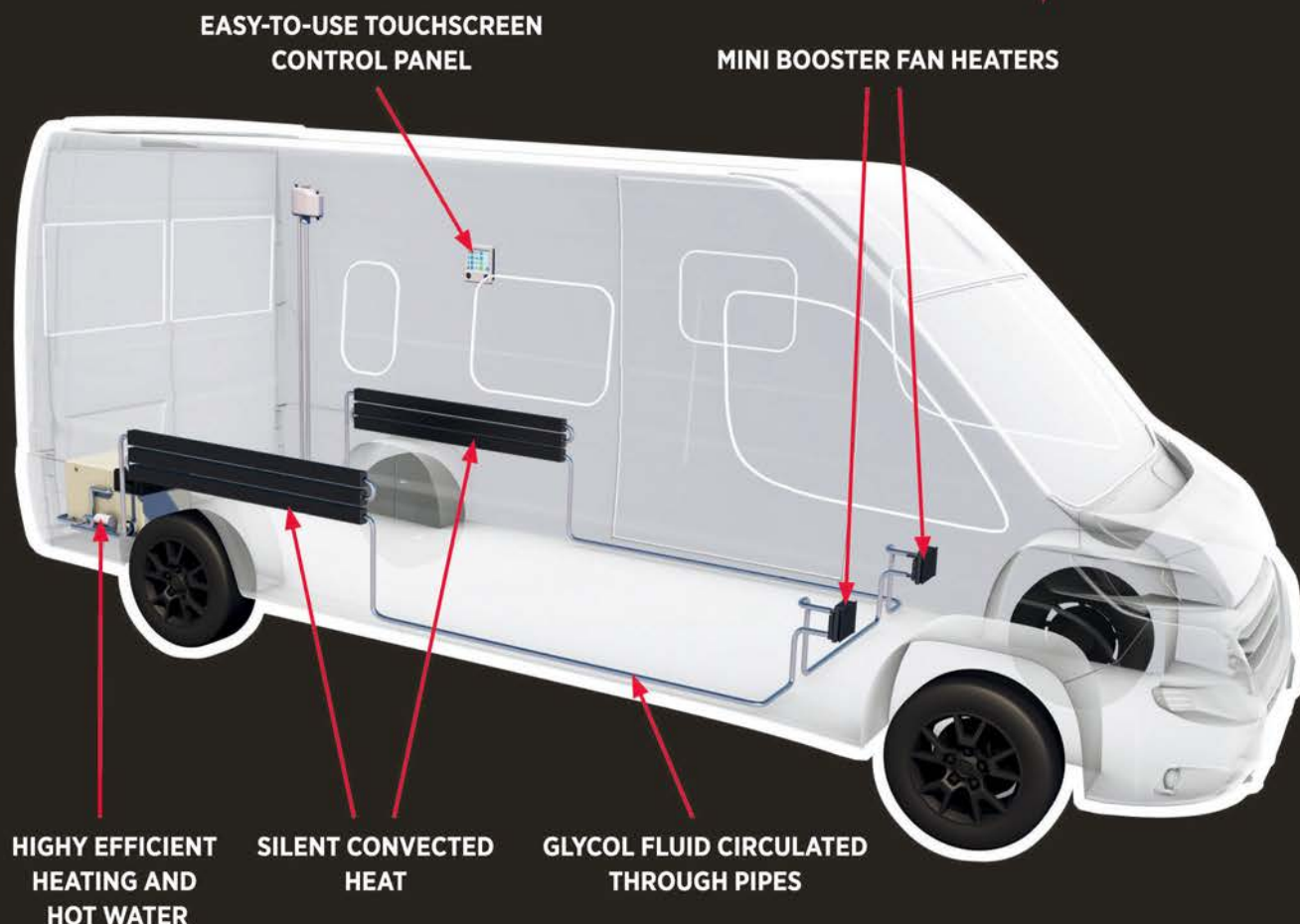
Ninja FrostVault 47L

This no-nonsense cool box will keep ice frozen for up to six days. In addition, its rugged construction, which includes a lockable lid and heavy-duty carry handles, makes it ideal for long drives, as well as campervan holidays (of course) and good old-fashioned get-togethers, whether at home or abroad. We're huge fans of the concealed dry storage drawer in the bottom of the box. Nobody wants soaked bangers or beer-drenched burgers, after all.

Price £249.99 ninjakitchen.co.uk



Take a good look, this may be the only time you get to see our heating system!



Alde's heating systems are designed to be almost imperceptible. Discreetly mounted out of sight and almost silent in operation. They are built to ensure minimum intrusion into your space or your leisure time. What you will notice is the class leading levels of performance enjoyed by hundreds of thousands of customers all over the globe.

Built in Sweden to the highest standards Alde heating systems offer the reliability and performance to explore whatever destination you choose.

- ✓ Easily tailored for different layouts
- ✓ Supplies heating and hot water
- ✓ Quiet operation
- ✓ Low battery consumption
- ✓ All season capability



Perfect
heating system
for panelvans

What to buy TRAVEL TECH



Camelbak Thrive Tumbler 900ml

Add some vibrant colour to your campervan with these rainbow-hued tumblers from Camelbak. The supersized Thrive tumblers keep your favourite tipples hot for 21 hours or cold for 10, and their sturdy design, which features a leak-proof lid and non-slip base, make them ideal for long journeys, too.

Price £40 🐾 [camelbak.co.uk](https://www.camelbak.co.uk)



Netgear Nighthawk M3 Wi-Fi hotspot router

Banish those pesky black spots when you're on the road or at the campsite. Travelling with friends and family? This wallet-friendly router will also connect a whopping 32 devices simultaneously, without draining your battery. It's almost like magic.

Price From £449 🐾 [netgear.com](https://www.netgear.com)



AeroPress Go Plus Coffee Maker

Being away from home no longer means sacrificing your caffeine fix. Now you can brew delicious coffee from the comfort of your camper, with this portable press. The secret's in AeroPress's 3-in-1 brew technology, as well as the compact design, which allows even the clumsiest of caffeine connoisseurs to speedily sort a brew.

Price £84.99 🐾 [aeropress.co.uk](https://www.aeropress.co.uk)



Olight Seeker 4 Pro

Chase away the darkness with Olight's pocket-sized torch, which can blast out 4600 lumens over 260m. Quick and easy to charge (you'll just need a USB-C cable), its tough metal casing makes it a great all-weather accessory. And call us fickle, but we love the fact that we can select two different tones of white light – cool white and neutral white.


Price £104.99 🐾 [amazon.co.uk](https://www.amazon.co.uk)






Gozney Tread Pizza Oven (top)

Say hello to the world's most portable pizza oven – a modular unit that is easy to assemble and stow away, but which still packs a punch when it comes to the cooking. Its USP is a lateral gas burner that recreates the flames you'll find in a traditional pizza oven, while the aluminium and steel construction ramps up the ruggedness without adding unnecessary weight. It's also great if you're cooking against the clock – it takes just 15 minutes to heat up, and 20 to cool down.

Price £499.99  gozney.com

Bose Soundlink Max Portable Speaker

Bose's newest speaker won't just help you get the party started – it will ensure it keeps going. That's thanks to its deep bass, 20-hour battery life, water- and dust-defying IP67 rating and Bose SimpleSync technology, which allows you to connect it to soundbars or additional speakers. And if your phone gives up on you? Not a problem – use the USB-C port for a quick boost. Enough for hours of outdoor fun – just give your campsite neighbours advance warning – or an invite!

Price £399.95  bose.co.uk

Helping you get More More More from the great outdoors

★ Trustpilot



Durness, Lairg, Scotland
near Altnaharra Club Campsite
Photo by Kevin Allen



Join today
for just

£66*

More... UK campsites than any other UK touring Club

You can choose to stay at over 2,300[†] stunning campsites throughout the UK. As a Club member you'll save £15 per night every time you stay on one of our quality UK Club campsites. And, if you stay for more than four nights, you'll immediately save the equivalent of your membership fee. With no hidden extras at Club campsites, enjoy free hot showers, electric hookup and Wi-Fi, pitch your awning for free, plus dogs and kids under 5 stay for free.**

Join the club that gives you More More More.
Visit camc.com/joinandsave

Scan me



Get away, your way.



*Caravan and Motorhome Club membership is £66 when paying by annual direct debit, price valid until 14 December 2025. [†]2,300 campsites refers to our UK Club campsites, Certificated Location campsites and Affiliated Sites. [‡]At all UK Club campsites: Under 5's and dogs stay FREE (Offer excludes Moorhampton Club Campsite which is adults only). Awnings are included at no extra cost when staying on an appropriate pitch type. FREE electric hook-up when staying on an appropriate pitch type (excludes Wyatts Covert Club Campsite and Non-electric Economy pitches). Hot showers are FREE on appropriate campsites with shower facilities. FREE Wi-Fi service available at 146 UK Club campsites. Trustpilot rating correct as at 22 July 2025, but may be subject to change. Copyright © 2025 Caravan and Motorhome Club. All rights reserved. Information correct at time of print.



VIEW FINDER

Glenshee, Cairngorms, Scotland



what3words

///grub.sake.await (for Glenshee Ski Centre)

Why tour here?

Lying in the heart of Scotland's Highlands, the glorious Cairngorms form the backdrop to the UK's largest national park. The park is home to five of the UK's six highest peaks, along with 43 Munros and nine nature reserves. Here, you'll find well-kept hiking and cycling paths, lush forests and a range of outdoor activities, including hill walking and, of course, skiing.

Aviemore, in the north of the park, is the best-known of Scotland's ski resorts, but Glenshee has the UK's biggest ski area, an impressive 25 lifts and 38 runs across four mountains, with a large ski centre on site.

Don't miss...

For those who prefer gentler pursuits, there's plenty more in and around the Cairngorms to explore. How about a visit to Blair Atholl, home to Blair Castle, which was besieged in 1746 during the last Jacobite rising?

Alternatively, you could head to Braemar for the world-famous Highland Games.

Experience

LIFE IN THE SLOW LANE

Join Chris Morley as she explores Devon in a VW campervan

C hugging up a high-hedged lane, a view opens up at the top of the hill. From my lofty vantage point above the coastal towns of Lynmouth and Lynton, an area dubbed Exmoor's Little Switzerland, I wind down the window

to take in the scene: a colour-saturated landscape of wooded green valleys and steel-blue sea that fades away to the shimmering horizon. I breathe in the salt-infused air and feel a bubble of excitement for the days ahead.



Mindful motoring

Campervanning is my happy place. It's not just the sense of adventure that comes with packing up and heading to wherever the fancy takes me – at a budget-friendly price – but the slowing down. Think top speed, 60mph.

My mind shifts to a lower gear and tunes in to what's all around me.

I'm travelling a stretch of north Devon coast that's famous for dune-backed surfing beaches, thatched villages and wind-blasted cliffs.

It's part of the fabled A39 Atlantic Way, which starts in Somerset and ends in Cornwall, with Devon the filling in the scenic sandwich. It's full of hills, twists and turns, but wide enough to avoid sweaty-palmed moments – like reversing half a mile along a single-track road to avoid an oncoming tractor.

Chocolate-box charm

I'm staying at Lynmouth Holiday Retreat (coastandcountryparks.co.uk). It's a dog-friendly campsite with sublime views across the Bristol Channel (at night you can see Swansea's twinkling lights), and a welcoming pub next door.

From the site, it's a downhill hike to Lynton, a handsome town perched on a wooded gorge. In the bay below is Lynmouth, a fishing village crammed with seaside charm, with white-painted cottages and boat-bobbing harbour.

The two are connected by a quirky water-powered passenger railway that offers heart-thumping views of Lynmouth Bay. Idle away a few hours in the craft shops and cafés (there's also a museum and independent cinema), or venture out of town on the South West Coast Path to see the eerie stone formations of the Valley of the Rocks – and spot wild goats among the crags.

Or, if you're craving a Devon cream tea, amble along the East Lynn river to the tea room at Watersmeet House – remember, cream first!

Surfing safari

When the beach calls, drive a few miles west and pitch up at North Morte Farm

(northmortefarm.co.uk), a clifftop site that's a Frisbee throw from Rockham Beach, and a wonderful spot to enjoy an al fresco breakfast while soaking up the view to Lundy Island.

It's also by the village of Morte-hoe, once notorious for smuggling and wrecking, now the place to sink a pint of Exmoor ale in the pub. In summer, the village museum runs trailer rides to rugged Morte Point, where you can spot Atlantic seals basking on the rocks.

For a traditional bucket-and-spade resort, Woolacombe is on the doorstep – two miles of sugar-soft sand backed by rolling dunes. Want to catch some waves? The next bay along is Croyde, Devon's surf capital, where campervans loaded with boards and wetsuits rumble past the village's low-beamed inns and thatched houses.

For a grandstand view of the surfing action, walk up to Baggy Point.

And for a memorable end to the day, go back to Barricane Beach, a rocky cove at the end of Woolacombe. Here you'll find a tiny beach shack serving up the freshest Sri Lankan curry. Tuck in while watching the sun dip down – sheer bliss! ➔

FROM TOP Woolacombe as evening falls; beach huts on the resort's sands; Lynmouth Harbour



Experience DEVON



CLOCKWISE FROM TOP LEFT
Exmoor's Valley of the Rocks;
shopping in Lynmouth;
Lynmouth Harbour; taking in the
North Devon coastline towards
Rockham Bay; camping at
Mortehoe Farm; VW with a view!



Camper curious?

Campervanning offers both freedom and flexibility. You can travel when and where you please – with the caveat that popular campsites need to be booked ahead in high season. And you're staying in your own home from home, albeit of smaller proportions. Most 'vans have reasonable facilities: a cooker, fridge, double bed and a pop-up roof for extra sleeping space.

The downsides? If the weather's awful, it can be a bit challenging, as can living in a cramped 'van for a longer stretch. Plus, modern campers are pricey – from £40k upwards. So you could try before you buy?

Devon-based O'Connors rents out campervans and larger motorhomes.

📍 oconnorscampers.co.uk

Van confidential

Get the most out of a campervan break:

- **Practise hill starts and reversing** so that you're confident navigating narrow, steep lanes
- **Research the best campsites for you** – some are laid-back and allow groups and campfires, while others are more restrictive. Try pitchup.com, which has filters to refine your choice
- **Download films on your tablet** for rainy days and quiet nights in the 'van
- **Free up camper space** by using a pop-up tent for storing your shoes and other paraphernalia when you pitch
- **Don't forget useful items** such as spare batteries, a powerbank, sewing kit, screwdriver, scissors and head torch



PHOTOS: Alamy, Getty Images. Information and prices correct at time of writing





Enjoy true freedom WITHOUT COMPROMISE



No matter when and where you travel in your campervan, you need to know that your vehicle won't let you down. After all, when you're busy exploring, you won't want your adventures to be interrupted for anything.

That's why it's so important to choose a campervan brand that you can trust – a brand that injects every one of its vehicles with quality craftsmanship, right from the ground up. And that's why you should take a look at MegaMobil. MegaMobil was born in Slovenia, and today has 80 employees all dedicated to bringing their knowledge and expertise to its stunning range of campervans.



Premium quality

As soon as you see a MegaMobil campervan up close, you'll appreciate the luxury touches that go into making these vehicles so very special. All of the floorplans – from comfortable fixed beds to fully fitted washrooms – have been intelligently designed with the user in mind, giving you the ultimate in practical living space, even when you're away on a long adventure.

High-quality fixtures and fittings look and feel premium, so you'll know that

they'll be hardwearing, no matter what your campervanning life may throw at them. And the closest attention to detail shines through: every inch of the living space has been carefully thought out, to give you the maximum of both comfort and enjoyment.

See MegaMobil for yourself

The great news is that you can now experience the premium luxury of MegaMobil first hand, as it launches here in the UK. To step inside a MegaMobil model yourself, you can visit one of its two British dealerships: Go European Motorhomes in the Midlands (www.goeuropean.co.uk), and Chelston Motorhomes in Somerset (www.chelstononline.co.uk).

Or, if you're heading to the NEC Show in Birmingham from 14-19 October 2025, you'll be able to discover the latest MegaMobil models in person there, by visiting the stand in Hall 9.

Finally, to learn more about MegaMobil and how its campervans can truly enhance your freedom without compromise, simply visit the website below.

www.megamobil.co.uk



1 Travel far and wide in comfort with MegaMobil

2 Fixtures and fittings all feel luxurious

3 You'll truly relax in the comfortable beds

4 Your room with a view, wherever you tour



ENJOY HOME COMFORTS...



...WHEREVER

One of the best things about owning a campervan is the fact that you can take everything you want away with you. Whether it's your favourite mug or that cosy blanket that you love, you can bring all the kit you need, to help make your leisure vehicle feel that bit more like home.

And it's not just the small things either. The equipment that's fitted inside your campervan goes a long way to helping you have a more enjoyable trip - with the right kit, your holiday will be relaxing in a way that you'd never have thought possible.

KEEPING YOU COOL

That's where Dometic comes in. For almost 60 years it's been designing products to help make the outdoor lifestyle more comfortable - and for 2025 it offers an extensive line-up to enhance your vanlife experience, no matter when and where you choose to travel.

Take, for example, its comprehensive selection of fridges. The **NRX** is the latest compressor range, with sizes from

32 to 126 litres - and with a selection of colours to choose from, there's sure to be the perfect one for you. Each features three operating modes - Eco, Boost and Silent - as well as an easy-to-use control panel; there's also a removable freezer compartment and two crisper drawers for added practicality, too.

So that's your food chilled - but how do you keep yourself cool? Take a look at the **Freshjet FJX7 2600**. Specially designed for motorhomes that are 7m to 8m in length, this clever roof-mounted air-conditioner offers a sleek design and is simply packed with features. As well as Dometic's





YOU TRAVEL

best ever CleanAir cooling technology, you'll benefit from whisper-quiet operation and superior energy efficiency, helping you to save both energy and money. It's straightforward to use, too, thanks to the Dometic Climate App – it means you can control your motorhome's cooling quickly and easily via your smartphone.

COOKING & HEATING

Dometic also has you covered when it comes to cooking. The **CVI1525** is a new induction hob that requires no gas – if you have a solar panel and a lithium battery you can even run it off-grid, giving you the ultimate in flexibility on your tours. It's available with either one or two burners, and it has an easy-to-clean glass surface as well as touch-sensor controls. If you prefer to stay on campsites you'll find that it's energy efficient enough to use via a 10A/2300W electric hook-up, too.

Then there's Dometic's **TwinBoost** combi heater. It's the ultimate solution for heating both your campervan and its onboard water; operating on both gas and electric, it can supply enough hot water to wash your dishes in less than four minutes. It'll have your vehicle warm in super-fast time, too, thanks to four vents – and the cabin air and water temperatures are controlled separately, so you can get hot water in summer without needing to switch on the heating.

So it's clear that, no matter what kit you're looking for to enhance your home-from-home, Dometic really has everything you could want.

1 You'll be more comfortable on tour with Dometic's latest range of camping products

2 Dometic NRX compressor fridges range in size from 32 to 126 litres

3 No matter when or where you travel in your campervan, Dometic has you covered

4 There's no need to use any gas when you have the CVI1525 induction hob on board

5 The Freshjet FJX7 2600 is quiet in operation and looks sleek and stylish, too

DOMETIC

To find out more about Dometic and its campervan products, simply visit dometic.com/vanlife



Romantic Road Germany

Distance 280 miles

Time Three to seven days

Start Würzburg **Finish** Füssen

When to travel July to October for better overall weather conditions

Top tip Consider a December trip to take in the traditional Christmas markets

Start/finish campsites

■ **Camping Main-Spessart Park**

📍 camping-main-spessart.de

■ **Camping Brunnen**

📍 camping-brunnen.de

You don't need to be a genius to work out what draws people to Germany's Romantic Road – its sense of romance.

Starting in the northern regions of Bavaria and Baden-Württemberg, the route takes in picturesque villages, historic medieval towns, beautiful vineyards, and stunning palaces and castles, and ends dramatically at the foot of the Alps in southern Bavaria.

Your trip begins in the city of Würzburg (right). You'll be keen to hit the road, but be sure not to neglect a place that's worthy of exploration in itself. The most famous attraction is the 18th-century Würzburg

Residence, a UNESCO World Heritage Site thanks to its Baroque and Neoclassical architecture, ceiling frescoes by Giovanni Battista Tiepolo, and grand halls.

From Würzburg, you'll be driving through the Tauber Valley, a wine-making region that's going to treat you to fine views of vineyard-covered hills, with old castles dotted among them along the route.



Next is one of the trip's many highlights: Rothenburg ob der Tauber. Rothenburg is a stunning medieval town that's famous for its cobbled streets, medieval walls and traditional German architecture.

Your next major stop will be Augsburg, then you'll head through the towns of Friedberg, Kaufering, Landsberg am Lech, Hohenfurch and Schongau.

These stops are of course optional, although we'd pick out Landsberg and Schongau as two to consider.

From here, the character of the Romantic Road begins to change as the Alps start to become visible on the horizon.

There are beautiful, historically significant religious buildings on this leg of the journey, including Rottenbuch Abbey, Steingaden Abbey and Wieskirche, the latter a site of pilgrimage since its founding in the 1700s. But you could be forgiven for powering on to one of Germany's most iconic sights.

Weaving your way through charming villages with the Alps soaring into view, you'll soon reach the inspiration for the famous Disney Castle, the fairytale palace that is Neuschwanstein Castle (right).

Wild Atlantic Way Ireland

Distance 1550 miles
Time Two to three weeks
Start Kinsale **Finish** Muff
When to travel April or October, when the roads are quieter and campsites cheaper!
Top tip The roads can be tricky and tight in places, so take your time on this route
Start/finish campsites
■ Garrettstown House Holiday Park
■ garrettstownhouse.com
■ Rosguill Holiday Park
■ rosguillholidaypark.com

If Jack Kerouac’s iconic novel *On The Road* had been set in Ireland, the Wild Atlantic Way is the road they’d have taken.

Weaving around the west coast, it clings to the outermost peninsulas, running the length of Ireland from Kinsale in the south to Muff in the north.

Just south-west of Cork, in the pretty town of Kinsale, is the starting point for this 1550-mile journey to the Inishowen Peninsula in County Donegal.

Following brown road signs adorned with a white wave – the official symbol of the Wild Atlantic Way – travellers head north, meandering along the coast.

Passing Mizen Head and Dursey Island, you zig-zag through Kenmare, a small town with a thriving music scene, where the main draw is the unmissable bay.

Leaving Kenmare, the Wild Atlantic Way joins the Ring of Kerry, one of the most



famous scenic drives in Ireland. The cliffs here are taller, the water a deeper blue and the mountains simply sky-piercing.

The journey continues west out of Dingle, along the sheer cliffs of Sleat Head Drive, passing picturesque Dunquin Harbour.

Beyond Killimer, the Cliffs of Moher (above) dominate the skyline. Over 350 million years old, they stretch 8km (five miles) along County Clare’s awe-inspiring coast, rising a dizzying 210m (68ft) above the ferocious Atlantic Ocean.

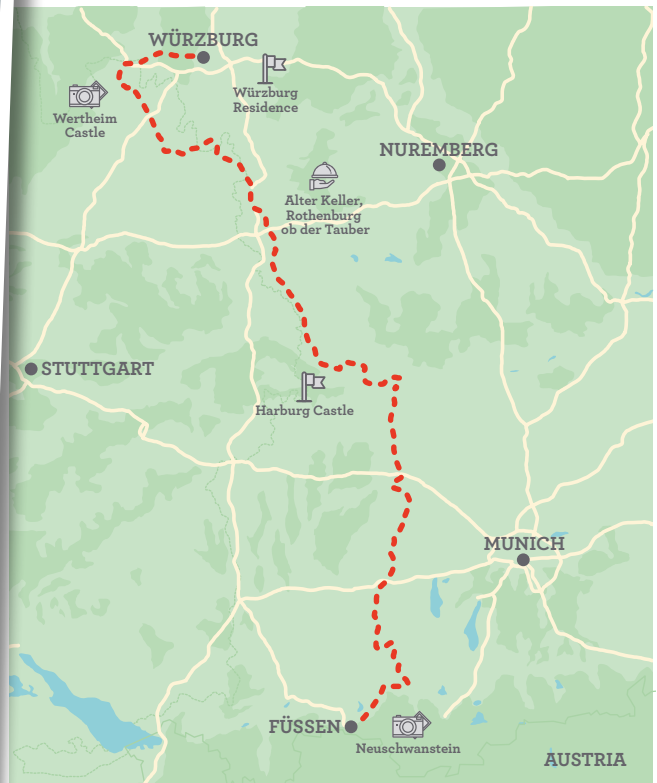
After the cliffs, the traditional village of Doolin calls. Just 5km (three miles) north,



this makes an idyllic pitstop, with a handful of traditional pubs, complete with roaring fires, serving steaming bowls of Irish stew and creamy pints of porter.

Then, after Galway, the Wild Atlantic Way cuts through wind-carved Connemara to Clifden, offering up magical panoramas of the ocean. Passing through the coastal town of Westport, the road continues north to the mesmerising sights of Sligo.

After the dramatic landscapes of Malin Head, the road rolls on to the village of Muff, on the border of Northern Ireland, and the end of the Wild Atlantic Way.



West Coast Route Norway

Distance 683 miles
Time Seven to 10 days
Start Bergen **Finish** Trondheim
When to travel May to June and September to October (great weather and not so busy)
Top tip The fjellinjen.no website will help you plan your route according to potential toll fees, which is a must in a country as expensive as Norway
Start/finish campsites
■ Lone Camping
📍 lonecamping.no/en/home-en
■ Flakk Camping
📍 flakk-camping.no

Norway is renowned for its natural beauty, whether it's the lush forests and national parks, the intense peaks that adorn every vista or, of course, the deep blue fjords that the country is famous for.

That's what makes the West Coast Route of the Norwegian coastline so compelling.

The route kicks off in Bergen, which is itself worth setting aside time to explore. This is a picturesque wharf town, small enough and laid out in such a way to make it completely walkable.

From there, you'll head north towards Ålesund – manageable in a day if you set off early, but with plenty to see along the way if you prefer to make a few stops.

There are a couple of choices in driving this route, the first being to take the E39 all the way to Førde, stopping for a bite to eat at one of the charming villages you'll see.

This way, you'll also pass alongside Lake Jølstravatn – a tremendous display that is definitely worth a stop – and it is overall a quicker route north.

Alternatively, you could head along the E16, through the forested hills of southern Norway via the idyllic village of Flåm by the Aurlandsfjord, an offshoot of Norway's longest and deepest fjord, Sognefjord.

North from Geiranger you'll be aiming for two key points: Ørnesvingen, the Eagle's Road (*below*) and Trollstigen, the Path of Trolls. These winding mountain roads are an iconic part of road-tripping in Norway, and you won't want to miss the viewing platforms at the summit of each.

Before reaching Trondheim, there's one final part of the journey that you'll want to fit in. After heading north towards Molde, follow the coastal route until you reach Bud. As a tiny fishing village overlooking the Atlantic – now a very popular tourist destination – Bud is precisely the sort of place that you would expect to see on a postcard of Norway.

After passing through the pleasant coastal town of Kristiansund, the route is drawing towards its end. The long history of Trondheim makes this the perfect final destination, although in truth there is so much more of Norway available to see.



Getty Images



Zagreb to Dubrovnik Croatia

Croatia is a beautiful country and this road trip will show you exactly why. The route starts in the vibrant city of Zagreb, offering everything from cobblestone streets to contemporary art. Driving out from here, you'll move into the stunning Plitvice Lakes National Park. Among these rich forests, you'll find beautiful rivers, lakes and waterfalls.

Next, you should stop in Šibenik to explore the beautiful medieval old town, then Split, for its famous Roman monuments.

The ancient walled city of Dubrovnik (*left*) is a spectacular finale to your journey. This truly awe-inspiring place, set above the azure seas of the Adriatic, boasts beautiful architecture that makes it a delight to wander through.



Diego Delso

Braga to Faro Portugal

From your starting point in Braga, you'll be heading straight to a UNESCO World Heritage Site in the form of the medieval town of Guimarães, where you'll find beautiful churches, castles and palaces, as well as a charming town centre.

It's a short hop to Portugal's second largest city, Porto (left), a fabulous destination on the banks of the Douro.

From here, you'll travel through the vineyards of Penafiel, before hitting the beaches of Ericeira on your way to Lisbon, Portugal's energetic capital.

Next, you'll be treated to the coastline of the Algarve on the way to your final stop, and one of the jewels of this scenic region, the historic city of Faro.

Historic Normandy France

Distance 273 miles

Time One week

Start Giverny **Finish** Mont Saint-Michel

When to travel Spring and summer for warmer weather, although the tourist hotspots will be busier

Top tip Visitors tend to flock to Bayeux in June, in the weeks surrounding the D-Day anniversary. Bear this in mind and plan your visit accordingly

Start/finish campsites

■ Château de Bouafles

W en.chateaubouafles.com

■ Campsite Mont-Saint-Michel

W sandaya.co.uk



Few places in the world combine medieval and modern history quite so seamlessly as Normandy, in northern France.

Here, the iconic World War II cemeteries and memorials lie, serenely harmonious, in the shadow of magnificent Norman cathedrals, a stone's throw from the lush countryside the region is famous for.

If you're driving from Paris, your first stop on this journey should be the town of Giverny, on the border of Normandy. This picturesque place was home to Claude Monet, arguably France's greatest artist, and his legacy lives on.

From Giverny, head towards Rouen. This remarkable medieval city is home to an 11th-century cathedral, featuring many noteworthy quirks from a millennium of reconstruction and renovations.

Caen is the next port of call for any tour of Normandy. Records of the town date back to the Romans, but little remains of its ancient past, as it was almost flattened by bombs during World War II. To learn more about Normandy's role in the war, head over to the Mémorial de Caen.

Then it's time to drive further along the coast, to explore historic Bayeux – this largely medieval city is the nerve centre of the region's D-Day story, so it's worth setting up base here for a few days.

A great place to start any tour of the area is the battlefield itself. There are five beaches to visit: Utah, Omaha, Gold, Juno and Sword. There are also several towns with remarkable tales of D-Day heroism.

Head to Sainte-Mère-Église to see the famous memorial to John Steele, the US paratrooper whose chute was entangled in the church's spire.


Arromanches-les-Bains is another town worth seeing. Here, the Allied troops built a temporary Mulberry harbour, which played a key part in the invasion.

For a personal perspective, visit the war cemeteries. One of the most moving is the American Cemetery at Colleville-sur-Mer, with its large memorial and panoramic views of the historic beaches.

No trip to Bayeux would be complete without visiting the famous tapestry. Just around the corner looms the incredible

Norman cathedral, which was remarkably untouched by the dramatic events of 1944.

It would be possible to end your tour here in Bayeux – after all, we've barely scratched the surface of D-Day sites to visit. However, to do so would be to miss one of Normandy's most exceptional destinations – Mont Saint-Michel (below).



Thinkstock

Camper Cuisine

AROUND EUROPE IN 8 DISHES

Join us on a gastronomic campervan tour of Europe as we pick out some classic easy recipes and places to enjoy them!

Paella

Valencia, on Spain's eastern coast, is the undisputed home of *paella*. The fabulous saffron-infused rice dish is now synonymous with the city and Spain more generally

Ingredients

- 2 tbsp olive oil
- 4 skinless, boneless chicken thighs
- 1 tsp salt
- 0.5–1 tsp pepper
- 75g chorizo, roughly sliced
- 1 medium white onion, diced
- 2 medium cloves garlic, diced
- 2 tomatoes, roughly chopped
- 1 tbsp smoked paprika
- Large pinch saffron
- 300g paella rice (arborio rice will also work)
- 1.25L stock (chicken, seafood or vegetable)
- 100g frozen peas
- 6 king prawns
- 8 mussels
- Lemon wedges, to serve

Recipe

STEP 1 Set your hob to a medium temperature and heat the oil in a large frying pan. While the oil heats, season the chicken thighs with salt and pepper. Add them to the pan, frying until they are lightly browned all over.

STEP 2 Add the chorizo and continue frying for 1–2 minutes until it releases its oils. Remove the chicken and chorizo, and set aside, leaving the juices in the pan.

STEP 3 Add the diced onion to the pan and fry until it becomes soft and

semi-translucent. Then add the garlic, chopped tomatoes, paprika and saffron, and cook for a further couple of minutes.

STEP 4 Now return the chicken and the chorizo to the saucepan, including any juices that have been released. Next, add the rice to the dish and allow that to fry for another 1–2 minutes.

STEP 5 Pour in the stock and give your dish a quick stir to ensure that all of the rice is covered with stock. Now check the cooking time for your rice on its

packaging, and then leave it to simmer on a low heat, without stirring.

STEP 6 Once your rice is about done, add your peas, prawns and mussels to the dish. If you want to, place a lid on top of the pan to allow the seafood to steam.

STEP 7 Once the prawns have turned pink and the mussels have opened (be sure to pick out and discard any mussels that remain closed), you should be ready to serve. Just garnish the *paella* with a few lemon wedges and enjoy.



Servings



Prep time



Cook time



Eat at Casa Carmela

casa-carmela.com

Pitch up at Valencia Camper Park

valenciacamperpark.com

No other dish in the world can divide opinion like *paella*. Purists forbid any deviation from the age-old recipe, insisting on ingredients and methods as prescribed by ancient tradition.

For some, adding chorizo is an act of utter culinary vandalism. Others take a more interpretative approach to the famous dish.

While our recipe deviates from the traditional one, we've adhered more or less to the authentic methodology, with a few small – no less heretical – twists, including the controversial chorizo, as well as more accessible alternatives, such as chicken instead of rabbit or snails. Traditional *paella* is cooked in a specialised pan, but a large, deep frying pan should suffice.

Apple Strudel

Vienna's Café Central has been dishing up delicious apple strudel to luminaries such as Sigmund Freud and Leon Trotsky since it was first established in 1876

Ingredients

For the pastry

- 150g plain (all-purpose) flour, plus extra for dusting
- Pinch salt
- 0.5 tsp lemon juice
- 90ml lukewarm water
- 1.5 tbsp vegetable oil, plus extra for brushing

For the filling

- 4 medium Red Delicious apples, peeled, cored and thinly chopped
- 0.5 tsp cinnamon
- 70g brown sugar
- 1 tbsp lemon juice
- 1 tbsp lemon zest
- 50g raisins
- 50g chopped nuts, such as hazelnuts (optional)
- 50g butter
- 90g breadcrumbs
- Icing (powdered) sugar, to dust

Recipe

STEP 1 Combine all of the ingredients for the pastry in a large bowl, and mix until a dough forms. If it's a bit sticky, you can add a pinch more flour until it's just a bit tacky.

STEP 2 On a floured worktop, knead the dough for around 8 minutes. It needs to be very stretchy, so get the gluten going by throwing the ball of dough down hard onto the work surface a few times.

STEP 3 Brush the inside of a clean bowl with a little oil. Place the dough ball in the bowl and leave it to rest, covered, for around 1 hour.

STEP 4 As the dough rests, prepare the filling. Add the sliced apples, cinnamon, brown sugar, lemon juice and zest, raisins and nuts (if using) to a large bowl and mix them all together.

STEP 5 Now prepare the breadcrumbs by melting the butter in a saucepan, then add the breadcrumbs, stir well and toast for a few minutes. Set aside.

STEP 6 Once the dough is rested, clear and wipe down a large space on your worktop or table, and dust it well with flour.

You might also want to lay down a large, clean tea towel or tablecloth, because this helps when rolling up your strudel.

Now preheat the oven to 190°C/gas 5, or the equivalent on your 'van oven.



Servings Prep time Rest time Cook time



Eat at Café Central
cafecentral.wien/en

Pitch up at Donaupark Camping
campingklosterneuburg.at/app/de

Strudel means 'whirlpool' in German, and it's easy to see why this dish was named for it. Traditionally, a sweet filling is swirled through thin, flaky pastry, baked in a roll shape and then served in spiral slices.

Austria is probably most famous for *Apfelstrudel*, where apples are cooked with sugar and cinnamon.

It's thought that this type of flaky pastry dessert was influenced by the *baklava*-style sweets of the Ottoman Empire, and recipes for strudel date back to the Middle Ages.

The hardest part of making strudel is preparing the pastry, but don't let this put you off. The ingredients are simple and with practice, you'll soon be stretching the dough like a pro!

STEP 7 Use a rolling pin to roll out the dough until it's around 5mm thick. Carefully pick up the dough, drape it over your hands and hold up your arms to allow gravity to stretch it extra thin. Move the dough through your hands so it gradually stretches evenly, then lay it on your table or cloth.

STEP 8 On one half of the thin, stretched dough, scatter the breadcrumbs (these will soak up the juices when cooking). On top of this, cover the breadcrumbs evenly with the apple filling.

TOP TIP!

Strudel dough contains no sugar, so you can experiment with savoury flavours. Try a potato strudel, or mushrooms or spinach



STEP 9 Fold the outermost edges of the dough in over the filling to stop anything leaking out, and then using the cloth to hold the weight of the strudel, gradually start to roll everything up. It should resemble a long sausage shape.

STEP 10 Brush the strudel with melted butter and transfer it to a baking sheet lined with non-stick baking paper.

STEP 11 Bake the strudel in the preheated oven for about 30-40 minutes, or until the pastry is golden and crisp.

STEP 12 To serve, dust the strudel with icing sugar and slice into rounds. Enjoy warm with an espresso, or serve with vanilla ice cream as a dessert.

Tiramisu

The staple dessert for fans of Italian food is thought to have been created in Venice. For a definitive version, head for gourmet grocer I Tre Mercanti, near St Mark's Square

SERVINGS 8 **PREP TIME** 30 mins **CHILL TIME** 4 hours – overnight

Eat at I Tre Mercanti (itremercanti.it)

Pitch up at Camping Ca' Savio (casavio.com/en)



Ingredients

- 200ml espresso coffee, cooled
- 150ml Marsala wine/coffee liqueur
- 6 eggs, yolks and whites separated
- 1 tsp vanilla extract
- 250g icing sugar, sifted
- 250ml double cream
- 250g full-fat mascarpone cheese
- 30–36 Savoiardi biscuits (ladyfingers or sponge fingers), give or take a few, depending on the size of the dish used
- 3–5 tbsp grated dark chocolate, or cocoa powder, for dusting
- 8 small sprigs fresh mint, to garnish
- 1–2 tbsp whole, roasted coffee beans, to garnish

Recipe

STEP 1 In a shallow bowl, combine the cooled coffee and liqueur/Marsala wine, and set aside.

STEP 2 Whisk together the egg yolks, vanilla extract and icing sugar until the mixture is a pale yellow colour.

STEP 3 Whisk the double cream until it stiffens and becomes spreadable. Then add the mascarpone and combine.

STEP 4 Add the sugary egg yolks into the mascarpone mixture, and whisk again until thick and thoroughly combined.

STEP 5 In another bowl and using a clean whisk, whip the egg whites until stiff peaks form. Gently fold the egg whites into the large bowl with the mascarpone mixture.

STEP 6 Take the Savoiardi biscuits and – one at a time – dip them into the coffee mixture for a few seconds on each side, then place them in the bottom of a square dish.

Repeat this until you have arranged 10–12 biscuits evenly in the bottom of the tray.

STEP 7 Spread about one-third of the mascarpone mixture on top of the soaked biscuits, smoothing it over evenly.

STEP 8 Repeat step 6, placing the biscuits on top of the layer of mascarpone.

STEP 9 Repeat step 7.

STEP 10 Repeat step 6.

STEP 11 Spread the remaining mascarpone mixture evenly over the third layer of soaked Savoiardi biscuits.

Now put the dish in the fridge to set for at least 4 hours, or if preferred, overnight.

STEP 12 Dust liberally with grated dark chocolate, and decorate with a few sprigs of fresh mint and coffee beans before serving.

Spanakopita

Early incarnations of this savoury pie are thought to date back to ancient times from the Epirus region in the north-west of Greece. Head to the city of Ioannina for authentic examples!

SERVINGS 10–12 **PREP TIME** 50 mins **COOK TIME** 1 hour

Eat at Balsamico, Ioannina (+30 2651 037 722)

Pitch up at Ioannina Camping (camping-ioannina.gr)

Ingredients

- 125ml olive oil
- 1 brown onion, finely chopped
- 500g fresh spinach
- 2 cloves garlic
- 200g feta, crumbled
- 1 handful fresh parsley, chopped
- 2 bunches chopped fresh dill, or 2 tbsp dried dill weed
- 1 handful fresh mint, chopped, or 2 tbsp dried mint
- 0.5 tsp nutmeg
- Freshly ground black pepper, to taste (optional)
- 3 eggs
- 1 roll shop-bought filo pastry (approximately 12 leaves), at room temperature

Recipe

STEP 1 Preheat the oven to 180°C/gas 4, or the equivalent on your campervan oven. Then brush a 45 x 30cm rectangular tin with olive oil.

STEP 2 Heat some olive oil in a large pan or pot, and sauté the onion until it is browned and translucent.

STEP 3 Add the spinach and cook until it has wilted. Tip the onion and garlic into a large glass bowl, and add the feta, herbs, spices and black pepper (if using).

With clean hands, mash the mixture together until everything is thoroughly combined.

STEP 4 Beat the eggs and add to the mixture. Add 2 tbsp olive oil, if desired. Mix well.

STEP 5 Take one filo sheet out of the packaging and carefully lay it at the bottom of your rectangular pan. Brush it with a little olive oil.

STEP 6 Repeat step 5 with five more filo sheets, to make six sheets in total.

STEP 7 Spread the spinach and feta mixture evenly within the pan, being careful not to squash it down too much.

STEP 8 Lay a filo sheet on top of the spinach mixture and brush with olive oil. Repeat with five more filo sheets, until all your pastry sheets are used up.

STEP 9 Trim off the excess filo pastry and brush the top with olive oil. You can crumble the excess filo pastry and sprinkle it on top of the pie for an extra flaky crust.

STEP 10 Using a knife, score the pastry to mark out 10–12 slices of *spanakopita*. Be careful not to put the knife all the way through the pastry – only the first couple of layers.

STEP 11 Bake the *spanakopita* in the oven for about an hour, until golden brown. Leave to cool for about 15 minutes, then serve. Or serve at room temperature – but never cold!



Pastéis de Nata

Originally produced by monks in Belém, near Lisbon, at the start of the 19th century, these delicate and delicious custard tarts are still being baked in the region today

Ingredients

For the pastry

- 225g unsalted butter, softened
- 200ml cold water
- 275g plain flour
- 0.5 tbsp salt

For the custard

- 470ml double cream
- 360ml whole milk
- 1 vanilla pod, seeds scraped (or 2 tsp vanilla extract)
- 35g cornflour, sifted
- 225g caster sugar
- 2 large eggs
- 4 large egg yolks

To garnish

- 4–5 tbsp icing sugar, for dusting
- 0.5–1 tbsp cinnamon (optional)

Recipe

STEP 1 To start making the puff pastry, vigorously cream the butter in a bowl, and then set this aside.

STEP 2 In another bowl, stir together the water, flour and salt until they're combined. The dough should be quite sticky, so work in a few drops more water if you need to.

STEP 3 On a floured work surface, roll the dough into a long rectangle using a floured rolling pin. It should be about 1.25cm thick. Cover with a tea towel and allow the dough to rest for 20 minutes.

STEP 4 Roll out your rectangular pastry dough into a square. Use more flour to prevent it from sticking to the worktop if you need to.

STEP 5 Spread a third of the creamed butter onto the bottom portion of the square, leaving some space between the edge of the pastry and the edge of the butter. Fold over the top half to sandwich the butter between two layers of pastry. Seal the edges so the butter doesn't escape.

STEP 6 Roll the sandwiched dough out into a square again, but this time, a bit smaller. Using another third of the butter, repeat step 5, sealing the edges at the end.

STEP 7 Roll out the dough to another large square, rotate the dough square by 90 degrees, and spread the remaining butter over it, avoiding the edges of the dough. Roll the dough tightly into a log, wrap it in cling film, and refrigerate overnight. Meanwhile, prepare the custard.



TOP TIP!
Use ready-made puff pastry to save yourself a great deal of time and effort. It will make no difference to the end product!



Servings **Prep time** **Rest time** **Cook time**



Eat at Pastéis de Belém
pasteisdebelem.pt/en

Pitch up at Orbitur Costa de Caparica
orbitur.pt/pt/destinos/regiao-lisboa/
orbitur-costa-de-caparica

Walking along the cobbled streets of Belém, an affluent suburb of Lisbon, the smell of vanilla fills the air. This is the enticing aroma of Portugal's famous *pastéis de nata*, the mother of all custard tarts.

Baked by the monks of Jerónimos Monastery, the tiny treats were sold to make money for the order. They became so popular, a sugar refinery bought the recipe. Sample them at Lisbon's Pastéis de Belém bakery – but if you can't get there, they're just as delicious if you make them yourself!

STEP 8 In a large saucepan over a medium heat, add the cream, milk, and vanilla pod and seeds. Cook for 10 minutes, stirring frequently. Then remove it from the heat to cool slightly.

STEP 9 In a large bowl, sift together the cornflour and sugar. Whisk the eggs and yolks into this mixture to form a paste.

STEP 10 Add 100ml of the hot milk mix to the egg mix, whisking constantly so that the eggs don't scramble.

STEP 11 Pour the egg mixture into the pan with the rest of the milk and return to the heat for 10 minutes or so. Keep whisking as the cornflour thickens the custard; it should be thick but pourable.

STEP 12 Sieve the custard into a glass bowl and cover with cling film (wrap in contact with the custard). Refrigerate overnight.

STEP 13 Preheat the oven to 250°C/gas 9, or the equivalent on your campervan oven. Take the pastry dough out of the fridge, cut it in half, then trim the edges of the rolls so they are even. Slice the rolls into about 30–40 discs.


STEP 14 Place one pastry disc into each well of a greased muffin or cupcake tin. Using your fingers, shape the dough so it covers the bottom and sides of the muffin holes. The pastry case should stick up a little from the top of the well – the pastry will shrink as it bakes. Return them to the fridge to chill again for 15 minutes.

STEP 15 Pour the custard into the pastry cups, to about 3/4 full. Bake on the top shelf of the oven for 10–15 minutes. Check how brown they are and bake for 5–10 minutes more if desired. The custard should have some dark brown spots on its surface.

STEP 16 Allow the *pastéis* to cool slightly, before dusting with icing sugar and cinnamon (if using). Serve warm.

WIN!
ONE OF THREE
£100 TOWSURE
VOUCHERS

Practical
Motorhome
OWNER
SATISFACTION
SURVEY
— 2026 —



TELL US ABOUT YOUR VEHICLE!

Have your say in our **Owner Satisfaction Survey 2026** and you could win one of three fantastic prizes – **PLUS** you'll help others buy better, too

At *Practical Motorhome*, we recognise that there are some aspects of your motorhome that only time will reveal. How does the furniture hold up? Is the payload big enough for your needs? How about the appliances? Did you have to make any warranty claims?

Over the years you'll come across the issues that other potential buyers would love to know – and we want you to tell us about them for our annual **Owner Satisfaction Awards**. Our Awards help identify the motorhome brands that owners really love, to help others buy better.

Our survey is now open, so if you've bought a new or used motorhome since January 2022, we want to know all about it – good and bad! And that's not all – we want

to know about the dealership you bought it from, too. Did they meet your expectations? Give us your feedback and help us to help others get the best buying experience.

Even better, everyone who takes part in our survey has the chance to win one of three £100 Towsure vouchers, plus an annual subscription to *Practical Motorhome* or *Practical Caravan* magazine.

To find out more, and have your say, visit our website at the link below (or scan the QR code) by 1 December 2025.

Thank you for your help!



www.practicalmotorhome.com/oss

**VOTING
NOW
OPEN**



Smørrebrød

These moreish open sandwiches on sourdough rye became popular in Denmark in the 19th century. Schønnemann's in Copenhagen has been delighting hungry visitors since 1877

SERVINGS 3 PREP TIME 20 mins

Eat at Restaurant Schønnemann (restaurantschonnemann.dk)

Pitch up at Hillerød Camping (hillerodcamping.dk/en)



Ingredients

- 3 slices rye bread
- Butter, salt, pepper, to taste

For a fish smørrebrød

- 2 tbsp cream cheese
- 2 pieces smoked salmon
- 1 egg, hard-boiled and sliced
- 1 red onion, cut into rings
- A few sprigs herbs or micro greens (such as dill, chives or pea shoots), capers, to taste
- Olive oil for drizzling (optional)

For a meat smørrebrød

- 2 slices rare roast beef (leftovers are perfect)
- 1 tsp horseradish
- 2 gherkins, sliced
- A few chives, chopped

For a veggie smørrebrød

- 1 avocado, sliced
- 2 radishes, thinly sliced
- 3 cherry tomatoes, halved
- Olive oil for drizzling (optional)

Recipe

STEP 1 All *smørrebrød* begin the same way: generously coat the rye bread in butter. Traditionally, this is done to

prevent fillings from seeping through to the bread.

STEP 2 For the salmon option, spread a thick layer of cream cheese over the bread. Roll up the salmon and place it on top, then arrange the boiled egg slices. Scatter over the onion rings and capers, decorate with sprigs of dill leaves, and drizzle with olive oil (if using).

STEP 3 For the beef *smørrebrød*, begin by arranging the beef on top of the buttered bread. Now get creative with your other toppings – generously dollop on horseradish, sprinkle over the gherkins for crunch, and then season.

STEP 4 For the veggie version, arrange the avocado neatly on top of the bread, then add slices of radish and tomatoes and drizzle with some olive oil (if using). You're looking to create the perfect balance of crunch, so get creative with your arrangements!

STEP 5 Finish by seasoning each *smørrebrød* to taste, before tucking in.

Coq au vin

Food historians have traced this dish to Roman times and earlier. It is eaten all over France, but strongly associated with Burgundy, hence our restaurant pick in the heart of Dijon

SERVINGS 4 PREP TIME 15–20 mins MARINATE 30 mins COOK TIME 1.5 hours

Eat at Le Bouchon du Palais (bouchondupalais.fr)

Pitch up at Camping Chamboeuf (camping-chamboeuf.com)

Ingredients

- 4 chicken legs, with skin and bone
- 1 tsp salt
- 0.5 tsp pepper
- 1–2 tsp dried thyme
- 500ml red wine
- 2 tbsp butter
- 120g lardons or pancetta
- 1 large white onion, diced
- 1 large carrot, sliced
- 3 cloves garlic, diced
- 200g button mushrooms, sliced
- 8 shallots, peeled but whole
- 2 tbsp plain flour
- 200ml chicken stock
- 1 bay leaf
- A few sprigs fresh thyme, to garnish

on a medium heat, then add the lardons or pancetta. Fry until golden, then remove from the pan and set aside, leaving behind the fat.

STEP 3 Remove the chicken legs from the marinade and place in the saucepan, saving the marinade for later. Fry on both sides until golden, then remove the legs from the pan and set aside.

STEP 4 In the same pan, drop in the onion and the carrot, cooking these for a couple of minutes until the onions have become translucent. Now stir in the garlic, mushrooms and shallots, and cook for an additional minute.

STEP 5 Return the lardons and chicken legs to the pan, then sprinkle in the flour, stirring to ensure it is evenly dispersed.

STEP 6 Pour in the leftover marinade wine, then stir in your chicken stock, dropping in a bay leaf before partially covering the pan with a lid. Bring it to the boil, then reduce the heat to a simmer.

STEP 7 Cook for about an hour, garnish with fresh thyme, then serve with potatoes – mashed or boiled – or brown rice.



Swedish meatballs

No, you don't have to visit a certain furniture store to enjoy this popular dish, which is served throughout Sweden! The city of Örebro, lying between Stockholm and Gothenburg, is a good starting point for your campervanning culinary adventures



Servings



Prep time



Cook time



Eat at Lilla Örebro

lillaorebro.se

Pitch up at Gustavsvik Camping

gustavsvik.se

Swedish meatballs, known as *köttbullar*, are smaller than the Italian variety and served with a cream sauce instead of Italy's tangy tomato flavouring.

These days, the dish is known throughout the world as a Swedish favourite (thanks in part to IKEA), despite Sweden's official Twitter/X account revealing that it might be adapted from a Turkish recipe.

Traditionally, they are served in their cream sauce with puréed potatoes and lingonberries (usually in a jam, or a raw berry and sugar mix called *rårörda lingon*).

If you can't track down lingonberries or lingonberry jam, you'll find that cranberry sauce works just as well.

TOP TIP!

Make *rårörda lingon* by mixing lingonberries with half their weight of sugar. Stir/shake occasionally for a day until the sugar has dissolved



Ingredients

For the meatballs

- 250g minced pork
- 250g minced beef
- 1 small onion, finely chopped
- 100g breadcrumbs
- 1 egg
- 1 tsp allspice
- Salt and pepper, to taste
- 2 tbsp butter, for frying

For the sauce

- 75g butter
- 3 tbsp plain flour
- 350ml beef stock
- 125ml double cream
- 2 tsp soy sauce
- Salt and pepper, to taste

To serve

- 975g puréed or mashed potato
- 160g *rårörda lingon* (sweetened lingonberries) (see Top Tip, above)
- Small handful fresh dill fronds, to garnish

Recipe

STEP 1 In a large bowl, mix together all the meatball ingredients except the butter.

STEP 2 Take a small amount of the meat mixture and roll it between your palms into a small ball about the size of a large marble. Repeat this step for the rest of the mixture.

STEP 3 Melt the 2 tbsp butter in a large saucepan on a high heat. Add about 10 small meatballs and fry until brown. Turn the heat down and fry for a further 8-10 minutes until they're cooked through.

STEP 4 Transfer the cooked meatballs to a plate and repeat steps 3 and 4 for the remaining meatballs. Keep all of the cooked meatballs warm while you make the sauce.

STEP 5 Melt the butter in the pan on a medium heat. Stir through the flour, then pour in the stock bit by bit, whisking well.

STEP 6 Let the sauce bubble and thicken for a few minutes, then stir through the cream and soy sauce. Season to taste, then pour the sauce into a serving jug.

STEP 7 Serve the meatballs and sauce with a generous scoop or two of puréed potato and a few spoonfuls of the *rårörda lingon* (sweetened lingonberries), and garnish with a sprinkling of dill.

TIME TO SHOW OFF!

Tempted to have a go at one of these recipes? Or perhaps you have a dish of your own you'd like to share? We'd love to see them! Send your photos to talk@practicalmotorhome.com



Got a favourite campsite?



VOTE NOW!

Our annual *Top 100 Sites Guide*, produced in association with *Practical Caravan* magazine, recognises the very best sites in the UK. Large or small, adults-only or family-friendly, there are some truly fantastic parks out there.

We've launched our next online survey, which allows you to vote for your favourite park – or parks! To have your say, simply visit

www.practicalmotorhome.com/vote

and enter the details of the site that you think deserves recognition in our guide. This year's survey closes on 7 November 2025.

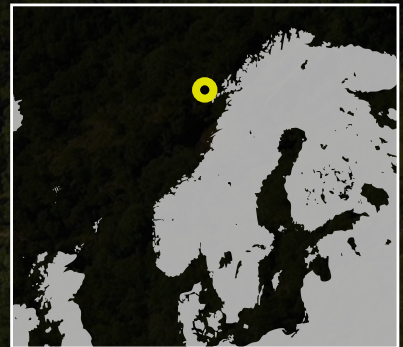
**THE UK'S BEST SITES,
AS VOTED FOR BY YOU!**

**Practical
Motorhome**



VIEW FINDER

Lofoten Islands, Northern Norway



what3words

///withdraw.splice.diverting

Why tour here?

As we become an increasingly connected world, it's getting ever more difficult to discover unspoiled places that will allow you to experience truly different and special destinations.

Norway's Lofoten Islands, in the north of the country, buck that trend, combining unparalleled scenery and wonderful wildlife encounters both on land and at sea, with white-tailed eagles soaring above and orca and humpback whales breaching below.

Indeed, it's billed as a land 'where the mountains meet the sea' and nowhere more so than at Lyngvæ Lofoten Caravan Camping, on the shores of Vestfjord, where the nearby mountains rise to 1000m.

Don't miss...

Depending on the time of year, you can take your pick from watching the Northern Lights to climbing one of the many granite peaks. Experienced paddlers should take in one of the kayaking trips in the beautiful fjords, which are available all year round.

Inspiration

HIKING, BIKING & CAMPING

Immerse yourself in the British countryside, camping under the stars and exploring the many trails

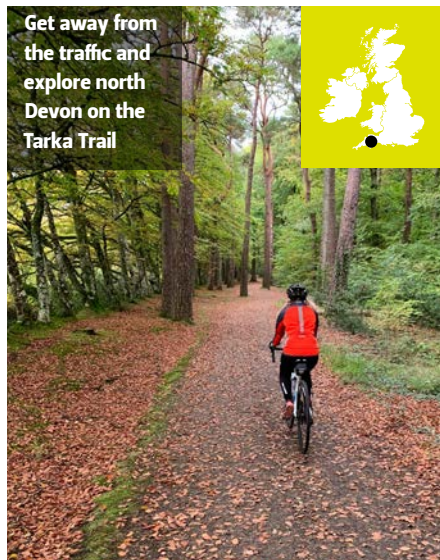
The UK is a diverse and beautiful place to explore, and one of the best ways to get a real feel for the country is to slow down and head back to nature.

There are numerous trails that make for perfect walks, whether as day trips from a central base, or long-distance adventures with multiple stops along the way.

If you prefer to be on two wheels, cycling can be a great way to see more of an area. There are cycle routes to suit all, from family-friendly and traffic-free routes to more challenging and hilly multi-day treks.

The UK is also a great place to camp. There are thousands of campsites to choose from, from bustling holiday resorts to remote off-grid experiences.

Get away from the traffic and explore north Devon on the Tarka Trail



Tarka Trail

Devon, England

The Tarka Trail, named after the otter, offers 290 kilometres (180 miles) of sign-marked trails to explore. The trail uses different parts of existing cycle and walking routes, enabling visitors to travel in a figure-of-eight loop that passes through Barnstaple at the start and finish of both north and south loops.

The best section for cyclists, particularly families, is the 48 kilometres (30 miles) between Braunton and Meeth, which follows a disused railway line and is metalled and traffic free, perfect for younger riders.

Best for... Families

The South West Coast Path is well marked and there are plenty of sections to tackle, depending on your preferred location and distance



South West Coast Path

Somerset, Devon, Cornwall and Dorset, England

The longest National Trail in the UK runs for over 1014 kilometres (630 miles) from Minehead in Somerset to Poole in Dorset. Most people who tackle this path as a walking holiday will cover a small section, stopping off at the villages along the way to find accommodation or a campsite. The official website suggests a range of sections to tackle, from 56 kilometres (35 miles) through Somerset and Exmoor, up to 232 kilometres (144 miles) in Cornwall. However, you can pick any section you like – it's all clearly waymarked and easy to follow.

Best for... Long-distance walkers

Low Wray Campsite is based at Windermere, where you can take your campervan or hire one of these camping pods



Low Wray Campsite

Lake District, Cumbria, England

This National Trust campsite is right on the banks of Windermere with views over the water, meadow or woodland. It offers traditional camping pitches, but you can also hire a camping pod or safari tent.

There is bike hire and boat hire, so you can make the most of the activities on offer in the Lake District. It's also the perfect base for walking in the peaks and visiting the town of Ambleside.

Best for... Active families

Causeway Coast Way

County Londonderry and County Antrim, Northern Ireland

This is a relatively short trail of 52 kilometres (32 miles), so it's doable over a couple of days. It's also quite flat, with stunning coastal views, including the iconic Giant's Causeway.

It can get quite busy in sections, which means you never feel too alone. It's easily accessible from Belfast and Dublin, even by public transport.

The best time to do the walk is from March to October, with accommodation available easily at convenient stopping points.

Best for... Solo hikers



Dunluce Castle is one of the most iconic sights to stop at if you're walking the Causeway Coast Way



For amazing views over the Yorkshire Dales, start your cycling trip from Settle towards Clapham



The Settle-Clapham Circular

North Yorkshire, England

There are plenty of interesting cycle trails to explore in the Yorkshire Dales, depending on your experience and ability. This circular route starts and finishes in Settle and goes via Clapham, passing through numerous other pretty villages. The route gives amazing views over the hills, but is itself relatively easygoing for the whole 28 kilometres (17 miles) – bar a steady climb near the start. It makes for a great day out if you're camping in the area with bikes.

Best for... Amazing views

Kielder Campsite


Kielder, Northumberland, England

If you're looking to really get away from it all on your next camping break, then this is a great campsite that's in a remote and quiet area. Popular with walkers and bikers, this campsite has no mobile phone signal, no Wi-Fi, plenty of space and truly dark skies.

It's based right in the heart of the Kielder Forest, meaning there are plenty of trails to explore straight from the site. It is a quiet site after 10pm and there is a low-light policy, so you can see plenty of stars at night while you relax after a day's activity.

Best for... Stargazing

Kielder Campsite is in the Northumberland International Dark Sky Park, meaning you get amazing views of the stars



The pretty Cotswold Way feels quintessentially English, with its lush green fields and meadows along the way

Cotswold Way

Gloucestershire to Somerset, England

This 164-kilometre (102-mile) trail meanders over the English countryside, through fields, woodland and many picturesque villages, making you feel like you're going across the heart of the country. It's a relatively straightforward walk with a few steep climbs, but plenty of flatter sections, too.

There are some lovely campsites along the route. It's easy to break this walk down into smaller sections as well, making it a great option for those who are new to walking holidays.

Best for... Beginner walkers

The Viking Coastal Trail is popular for cyclists of all abilities to explore the best of the Kent coast



Viking Coastal Trail

Kent, England

Explore the best of the Kent countryside on this 51-kilometre (32-mile) circular route that uses quiet lanes and trails suitable for all levels of rider. It goes through many small villages, but you can also visit Margate, Broadstairs and Ramsgate. You may prefer to base yourself in one of these towns and then take the route in smaller sections – it can easily be broken down into chunks.

Otherwise, it's doable in its entirety at an easy pace in five or six hours; stronger riders can finish it in about two hours. It's half on-road, half off-road, and parts of it are very beginner friendly.

Best for... Novice cyclists

Abbey Home Farm

Cirencester, Gloucestershire, England

From March to September, this farm opens up its Green Field Family Campsite, offering a wonderful off-grid experience. Simply turn up and choose your favourite spot in this spacious field. Facilities are very basic, with water supplied by the farm bore hole and an on-site farm shop with locally produced food.

There are no cars on the tent side of the field, but there is a campervan area. This is a great base for exploring the Cotswolds and surrounding countryside.

Best for... Going off-grid



Abbey Home Farm is an organic farm in the Cotswolds, which offers camping pitches in one of its spacious fields



The West Highland Way winds across the Highlands, offering incredible views of the surrounding mountains

The West Highland Way

East Dunbartonshire to Highland, Scotland

Walk the 155 kilometres (96 miles) from Milngavie, not too far from Glasgow, to Fort William at the base of Ben Nevis. You can travel in either direction, but it's often suggested to start in the south. As you head further north, the terrain gets more challenging. The scenery changes as you enter the Highlands, where you find yourself surrounded by calm lochs and towering mountains. It's best to visit in spring when accommodation options open for the season and it's mild enough to camp, but before the dreaded midges make an appearance for the summer. Keep an eye out for mountain goats, red deer and eagles, among other native wildlife.

Best for... Wildlife watching

Red Squirrel Trail

Isle of Wight, Hampshire, England

Follow the 51 kilometres (32 miles) of mostly traffic-free and family-friendly cycle routes on the Isle of Wight. You can opt to cycle parts of it for a nice day out, or break down the full route with a stopover in the middle. There are plenty of bike hire facilities if you're on the island without your own bike. It's worth taking your time, as there is a lot of wildlife to look for as you go along the trail, including the red squirrels themselves. There are also plenty of birds to look and listen out for, with information panels along the way to indicate what you might spot at certain points.

Best for... Bird spotting



The Red Squirrel Trail on the Isle of Wight is mostly traffic free and very easy to navigate on a bike



Blend into the landscape, leave no trace – the main rules of wild camping



Wild camping means staying in your campervan on land outside a formal campsite and leaving no trace that you were ever there. However, you can't just camp anywhere you like in the UK.

In England, Wales and Northern Ireland most of the land is privately owned and it's very limited where you're legally allowed to wild camp without the landowner's permission. It's best practice to do your research and find out who you need permission from to wild camp, or look for a proper campsite.

Scotland is a little more permissive; wild camping is legal in most of the country. However, there is a wild camping byelaw in place in the Loch Lomond & The Trossachs National Park, where you need to obtain a permit before camping, and campervans are prohibited from wild camping in some other areas of Scotland.

Tristram Caravan Park


Polzeath, Cornwall, England

Polzeath Beach in Cornwall offers pretty consistent surfing conditions all year round, so if you're into your watersports, then Tristram Caravan Park is perfect as it's right next to the beach.

This campsite is only for campervans and caravans, so if you have friends with a tent they'll need to check out the sister site, called Southwinds, which is close by. Tristram is based right on the coastline, with the main coast path making up its border.

Best for... Surfing breaks

Keen surfers who pitch up beside Polzeath Beach can enjoy some of the finest waves Cornwall has to offer



4 Abbeys Route

Scottish Borders, Scotland

This route is so-titled as it traverses the route between the four main abbeys in the Scottish Borders at Melrose, Dryburgh, Kelso and Jedburgh. It's a road route, with some busier roads to navigate, as well as more scenic, quiet roads. Most people cycle the route in a clockwise direction, although either way is fine. Depending on your level of experience and fitness, you can tackle the whole 90-kilometre (56-mile) circuit in one go, or opt to stay overnight along the way. It's a hard route, so definitely for more experienced riders, and it makes a great cycling-based holiday just inside the Scottish Borders.

Best for... Experienced riders



Clachtoll Beach Campsite

Lochinver, Highland, Scotland

Popular with those taking on the North Coast 500 – a long-distance scenic route across the north coast of Scotland, which many choose to tour in their camper – this campsite is situated on the Stoer peninsula, looking out to sea.

It's a quiet site, but it's based by a fabulous golden beach with crystal-clear waters. It's a great area for watching wildlife, too – it's on the whale and dolphin route, and there's a vast number of birds to spot, in addition to otters. You can also jump on a ferry to the isles of Lewis and Harris, which you can see just across the water.

Best for... Beach days



Hadrian's Wall Path

Tyne and Wear, Northumberland and Cumbria, England

The full Hadrian's Wall Path stretches for 135 kilometres (84 miles), following the line of the original Hadrian's Wall. This is a great route for history buffs, as you pass the remaining sections of the historic wall and the remains of Roman forts.

It's a relatively easy walk, although it can get muddy in the winter months. It's navigable in either direction; east to west follows the direction that the wall was built. There are plenty of accommodation options, from Carlisle at one end of the trail to Newcastle at the other.

Best for... History fans



GET LUXURY, COMFORT AND ACTIVE WITH AUTO-SLEEPERS' CAMPERVANS

Seven Fiat-based models offer high-end touring without the premium price tag – and there's a brilliant new range on the way

Getting away on adventures is the best part of owning a campervan – you can simply pack up and go wherever and whenever the desire takes you. But that doesn't mean that you won't want that bit of luxury when you're away: the very best campervans have all the kit you need to enjoy your travels in complete comfort.

And that's why we think that Auto-Sleepers' Fiat-based campervans should be on your campervan shortlist. Not only are there seven brilliant models to choose from, each one also offers a really high level of specification as standard.

What's more, there's a brand new and exciting campervan range heading

your way this autumn: the incredible Auto-Sleepers' Active.

Luxury layouts and premium kit

You're spoiled for choice with Auto-Sleepers' Fiat-based campervan line-up: from the L-shaped kitchen of the Symbol Plus through to the fixed corner bed of the Kingham, every floorplan has been carefully designed and considered to give you the maximum amount of space, no matter how long the vehicle.

But it's the sheer amount of luxury kit on board that will really take your breath away. Every Fiat campervan that rolls off the Auto-Sleeper production line is fitted with a wealth of gadgets and features to make your touring

feel premium, no matter when and where you decide to travel.

From Wi-fi to continuous hot water

Take, for example, the 100W solar panel, which allows you to go off-grid with ease. There's also a GPS Sargent S7Tracker, for added security, as well as an underfloor-mounted 25-litre LPG tank, a 100ah lithium-ion phosphate leisure battery, 5G-ready mobile broadband equipment, Fiat's DAB+ infotainer with 10-inch display screen... the list goes on.

And you'll even benefit from Truma's brilliant and all-new CombiNeo water and space heater, which promises incredibly fast performance and endless showers*, and is exclusively fitted in Auto-Sleeper campervans.

Prefer to keep your cool? That's no problem, either – every Fiat-based Auto-Sleeper campervan comes with



MAIN IMAGE Auto-Sleepers' Symbol is one of seven fantastic models in its Fiat-based campervan range, all of which will take you far and wide in comfort

the option of having an Aventa Compact Plus Air-Conditioning system installed.

Auto-Sleepers' Active is on the way

And there's even more great news – you'll find Auto-Sleepers' prestigious build-quality, attention to detail and premium feel in an exciting range of campervans that's set to be unveiled very soon. Active is a competitively priced line-up that is due to launch at the Motorhome & Caravan Show 2025, held from 14-19 October at the NEC in Birmingham.

So, to see the latest Active campervans for yourself – and also to step inside all of the brilliant Fiat-based models – just visit the Auto-Sleepers stand in Hall 8.

Alternatively, you can sign up to get the latest news on Active, and find out more about Auto-Sleepers and its campervans, by visiting the website on the right.



FROM TOP TO BOTTOM
The new Auto-Sleeper Active is perfect for those who enjoy adventures – don't miss seeing it at the upcoming NEC Show

An end kitchen and a large lounge feature in the Auto-Sleeper Symbol Plus, which offers an incredible feeling of space



Every fixture and fitting in Auto-Sleepers' Fiat-based campervans feels great quality and beautifully constructed




Seven Fiat-based campervans are available from Auto-Sleepers, each offering its own very special floorplan

www.auto-sleepers.com/campervans/fiat



Auto Sleepers
Motorhomes of Excellence



8 APPS TO... ENHANCE YOUR TOURS

Here's our pick of the apps that can make your campervan holidays even better this season!

Late summer is the ideal time for getting out and about and exploring in your campervan. While you shouldn't let your phone get in the way of glorious weather, a few judiciously chosen apps can help enhance your enjoyment of the last of the season's sunshine.

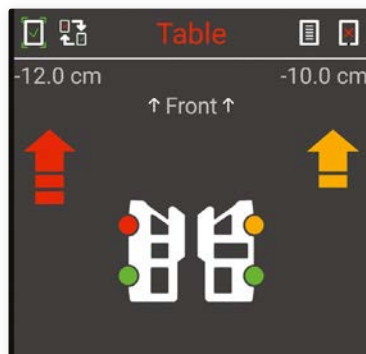
We've picked eight of the best apps for this purpose, from travel planners and organisers to apps packed with ideas for brilliant outdoor activities. Some act as your guide every step of the way, while others provide simple snippets of help as and when needed. Whatever you want to do, though, there's likely to be an app for it!



PACKR

Price Free (features in-app purchases)
From packr.app
Available for iOS

You don't want to turn up at your campsite only to realise you've forgotten half of what you meant to set out with. If that sounds familiar, try Packr. Just tell it where and when you're going and the activities you'll be doing while you're away, and it will get to work, producing a packing list based on the weather at your destination and the inputs you've specified. You can customise the list as you like, too. You'll never forget that sun hat or umbrella again!

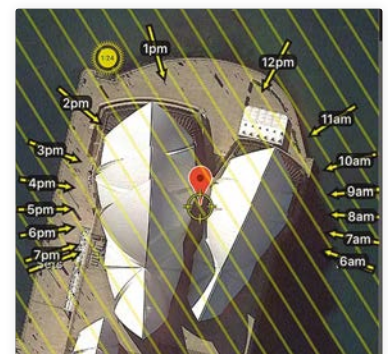


CAMPER LEVELER

Price Free (ad-free version £5.99)
From Eland Apps
Available for Android

Picture the scene – you've arrived at your site and are keen to get the barbecue lit and a cold beer in your hand. But first you need to ensure your campervan is level, otherwise you risk an uncomfortable night's sleep, or a fridge that doesn't function as it should.

Enter Camper Leveler, an easy-to-use app that will tell you how far your 'van needs to be raised or lowered to achieve the perfect pitch, and helps you determine where and when to use levelling ramps.



SUN SEEKER

Price £9.99 (iOS), £5.99 (Android)
From ozpda.com
Available for iOS and Android

We've all been there – pitched up on site ready to enjoy the summer sunshine, only to find that the awning side of your 'van is in the shade. Now you can avoid this frustration, thanks to the Sun Seeker app!

This clever solar tracker allows you to work out the sun's path, as well as sunrise and sunset times, and much more.

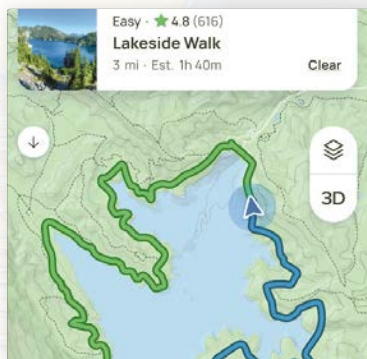
Use it to help pitch your vehicle in the sun – or in the cool of the shade during the very hottest of summer days.



MOTORWAY SERVICES GB

Price £2.99
From Redkoala Solutions Ltd
Available for iOS

This nifty little app will prove handy if you're planning to travel on the motorway during your next tour. It details every motorway services in the UK, with information about restaurants, fuel stations, shops and much more. Just bear in mind that you'll need to check the provision for parking your campervan before visiting any service station.



ALLTRAILS

Price Free (features in-app purchases)
From alltrails.com
Available for iOS and Android

Going for a walk is a superb activity for a sunny day, and AllTrails is the perfect way to make the most of the great outdoors. Enter your location and it presents curated lists of nearby walks, from popular trails and family-friendly routes to those less travelled or encompassing stunning scenery and panoramic views. Whatever you might be looking for, AllTrails will have an enjoyable walk that's just right for you.

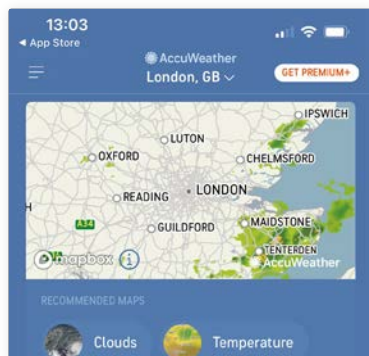


SATFINDER

Price £5.99
From Ralf Andrae
Available for iOS

Of course, you'll want to be out and about in the sunshine, but what if you're also keen to catch the big match on TV?

If you have a satellite dish, SatFinder is a handy app to install – enter the details of your 'van's antenna, choose your satellite, and the app will help you adjust the antenna to obtain the perfect picture. Straightforward and simple to use, it's ideal for making sure that nobody in the family misses out on their favourite programme.



ACCUWEATHER WEATHER RADAR

Price Free (features in-app purchases)
From accuweather.com
Available for iOS and Android

If you're planning a weekend away in your campervan, you'll want to make sure the weather isn't going to turn on you. AccuWeather's hyper-local forecasting is really specific, so you'll know when rain will blow in, and how long it's going to last. You can customise it to show other information, including visibility and wind. It also provides useful allergy stats, so you'll be able to plan ahead for that as well.



SKY GUIDE

Price Free (features in-app purchases)
From fifthstarlabs.com
Available for iOS

Few things beat stargazing from beneath your awning on a warm, clear night. Instead of trying to figure out which constellation you're looking at, simply hold your device to the sky and this app will do the rest. It uses augmented reality to superimpose star maps overhead, instantly bringing the firmament to life. Sky Guide can even indicate whereabouts heavenly bodies are going to be in the future, so you'll be able to snap the perfect photo right on time.

Inspiration SUMMER ACTIVITIES

You don't have to head overseas to enjoy the great outdoors, making it easy to try something new here in the UK, says Marcus Leach

One of the many wonderful benefits of touring in your campervan is being able to get out and about to explore new places. For some, that usually means booking the Channel Tunnel journey, loading up the 'van and setting off on a European adventure full of exciting discoveries and brilliant outdoor activities.

But for those of us who might prefer to tour a little closer to home, there are plenty of destinations here in the UK where you can enjoy similar adventures without needing to cross the water. Here are just a few of our family favourites.

Abundance of adventure

The restrictions on foreign travel that many of us encountered during the pandemic had at least one positive outcome – the realisation that here in the UK, there are many ways for the whole family to enjoy the natural world.

As lots of us have discovered, there's an absolute abundance of great places to visit, things to see and activities to enjoy across the UK – it's simply a case of heading out to track down something new. To start you off, here are some of our top activities.

1 Lavender fields

There's something very French about fields of lavender, their enchanting aroma filling the warm air as you pass row upon row of vibrant purple flowers. Now, thanks to a growing number of lavender fields in the UK, you can enjoy this closer to home.



How Contact Mayfield Lavender Farm (mayfieldlavender.com) to find out what family-friendly activities they are running

Where North Surrey Hills, or check out cntraveller.com/gallery/lavender-fields-uk

2 Wildlife safari

The mere mention of the word 'safari' is enough to conjure up visions of Africa and herds of animals roaming free. But did you know you can head off on a wildlife safari right here in the UK?

We're not talking about an enclosed park, either. From whales and dolphins off the Yorkshire coast or falcons in the Durham Dales, through to basking sharks off the Isle of Mull, and the iconic deer and ponies in the New Forest, there's an enormous variety of wildlife viewing options to enjoy.

How Contact Yorkshire Coast Nature (yorkshirecoastnature.co.uk) to find out about whale- and dolphin-watching trips

Where North and East Yorkshire

3 Gorge scrambling

Looking to enjoy something a little more adventurous? Why not head to the beautiful Brecon Beacons, where you can try your hands (and feet) at gorge scrambling?

This is a great activity for adults and older children, and involves making your way up or down a river gorge by climbing, walking, scrambling and swimming. Perfect as part of an outdoor-focused trip to one of the UK's most beautiful national parks.

How Contact Adventures Wales (www.adventureswales.co.uk) to book your gorge scrambling experience

Where Brecon Beacons National Park, South Wales

4 Geocaching

Who doesn't love an old-fashioned treasure hunt? That is what geocaching is, in essence, only you don't get to keep the treasure. You do, however, have all the excitement of the hunt and immersion in beautiful countryside.

This advanced form of treasure hunting uses GPS technology to track down a huge



range of secret caches that are located all over the UK (and the world, if you plan to continue the hunt when you tour overseas).

How Download the Geocaching app and you are ready to get started! Find out more from the Geocaching Association of Great Britain (gagb.org.uk).

Where Cairngorms National Park, north-east Scotland

5 Segway off-roading

For many of us, nothing can really beat the pleasure of a leisurely walk in the woods, but sometimes, we might thirst for activities that offer a bit more adrenaline.

If that includes you and your family, why not try out an off-road Segway adventure in the heart of the forest?

It's enormous fun for adults (and children who weigh over seven stone), and you will be able to discover a whole new way of moving about on scenic tracks and trails using these purpose-built off-road versions of the popular Segway machine.

How Forest Segway with Go Ape (goape.co.uk)

Where Forest of Dean, Gloucestershire



6 Stone Skimming Championships

Ever wanted to be crowned a world champion but lacked the sporting prowess? Stone skipping might be the perfect sport to chance your arm at (no pun intended), given that anybody can enter, no matter your age or skill level.

The world championships take place in old slate quarries on Easdale Island, where there's an abundance of great skipping stones. Of course, you can visit at any time of year to while away the hours skipping stones across the tranquil waters.

How Visit stoneskimming.com for full details about entering the tournament

Where Easdale Island, Scotland

7 Fossil hunting

Contained in the earth beneath our feet is a long and rich history, much of which is locked into fossils that anybody could discover, and there's no better place for fossil-hunters of all abilities to head than the famous Jurassic Coast.

Stretching from Exmouth in Devon all the way to Studland Bay in Dorset, the Jurassic Coast contains ancient rocks that date back over 185 million years – which translates to the presence of rather a lot of fossils.

Fossil-hunting is a game of patience, but you might make the next big discovery – just be sure to stick to local safety advice.

How Contact Lyme Regis Museum (lymeregismuseum.co.uk) to book an expertly guided fossil walk

Where Lyme Regis, Jurassic Coast

8 Stargazing

Head away from our towns and cities and something magical happens at night, when a plethora of hidden stars becomes visible against darkening skies.

Most of the UK's national parks have specialist dark sky viewing areas where you can take in the constellations, and Dark Skies Festivals that run throughout the year.

With the sun setting later in the summer, you might need to stay up a little longer to see the true majesty of the night sky, but it is well worth the wait.

How Visit gostargazing.co.uk to find out all you need to know about where to go and how to get started

Where Northumberland National Park

9 Rockpooling

There's something quite enchanting for children (and adults, for that matter) about turning over rocks on the beach to discover crabs, starfish and sea anemones, to name just a few of the many curiosities that you can find in rockpools.

As far as activities go, this one is as easy as could be – simply arm yourselves with buckets and small nets, and away you go to reveal the fascinating delights hidden in these marine mini-worlds.

How The National Trust has a handy guide to some of the best locations for rockpooling, which you'll find at nationaltrust.org.uk/lists/best-beaches-for-rockpooling

Where St Helens Duver, Isle of Wight

10 Zorbing

If rolling down a steep hill at exhilarating speed while remaining cocooned inside a giant inflatable ball sounds like your idea of fun, it's time to give zorbing a go!

Originating from New Zealand, this very entertaining adrenaline sport has grown rapidly in popularity right across the UK over recent years.

Alternatively, if you prefer your outdoor activities a little more on the sedate side, you can simply enjoy a coffee and watch the proceedings from a comfortable distance while your thrill-seeking relatives hurtle head over heels downhill.

How Contact Go Zorbing (zorbing.co.uk) to learn more and book tickets

Where Surrey, south-east England

11 Magic and witchcraft

Tucked away in deepest Cornwall is a village that was putting spells on people long before we were bewitched by Harry Potter and his friends.

For those intrigued by the eerie and the unexplained, the village of Boscastle should be on your 'must visit' list this year, for it's here that you will find the Museum of Witchcraft and Magic – as well as some of the most dramatic coastal scenery to be found anywhere in England.

Depending on when you visit this truly fascinating attraction, there are candlelit viewings and ghost stories to enjoy – if you're brave enough, that is!

How Visit www.museumofwitchcraftandmagic.co.uk to find out more

Where Boscastle, Cornwall

12 Mail Rail Tunnel Walk

The summer months are not exclusively about the great outdoors and coastal getaways: for some, they are a welcome opportunity to head to the city.

If that includes your family, then be sure to explore a different side to London (other cities are available!) this year.

The Postal Museum offers fascinating tunnel walks deep underground, giving visitors a unique insight into how its 100-year-old railway delivery service once operated, until the tunnel network was closed in 2003.

How For full details and to book, visit postalmuseum.org/event/tunnel-walks

Where The Postal Museum, London

13 Sea kayaking

Contrary to popular belief, sea kayaking is not all about battling big waves and dealing with rough waters.

In fact, it's the exact opposite – a way to explore some of the corners and crevices of the coastline that are not easily accessible on foot or in a larger boat, and all of these discoveries can be enjoyed in a surprisingly tranquil manner, too.

There are many companies on the coast offering kayaking lessons and excursions for beginners, so make this the year you pick up a paddle and gain a wonderfully different perspective on our glorious coastline.

How Contact Wilderness Scotland (wildernessscotland.com) to book

Where Scottish Highlands

14 Hot air ballooning

As any bird would no doubt tell you if only they could, there's a feeling of great serenity to be found floating high above the world, looking down on the scene below, perfectly detached from it all while you simply drift along.

With longer evenings in the summer months, it's the perfect time to take off on a memorable adventure that will provide you with a completely different perspective of our green and pleasant land, offering some memorable moments and superb photo opportunities. And taking flight is not as expensive as you might think.

How Companies offering flights include Balloons Over Britain (www.balloonsoverbritain.co.uk) and Virgin Balloon Flights (www.virginballoonflights.co.uk)

Where Lake District, Cumbria



Inspiration

THE UK'S BEST

FESTIVALS

When it comes to festivals, Brits are spoilt for choice!
Here are a few of our favourites

There's no shortage of wonderful festivals in the UK. Nowhere else in the world would you be able to chase a 9lb cheese down a hillside, as you can at the Gloucestershire Cheese Rolling event, or pursue a dancing, foliage-covered figure to release the spirit of the summer, as is the case each spring at Jack in the Green, in Hastings.

Yet alongside these offbeat offerings with their folklore roots is a plethora of high-profile events. From Reading, Leeds and the Isle of Wight festivals to FOCUS Wales in Wrexham and Galloway's Knockengarroch, the music events are world-class, while the literary and cultural celebrations are something to shout about, too. Keep reading to find out more.



Goodwood Revival

West Sussex, England

Fans of cars and motorsports, this one is for you. For three days in September, the Goodwood Circuit in Chichester creates the glamour of motor racing as it used to be. The romance can't be understated, as visitors dress up in styles from the 1940s, 1950s and 1960s to match the vintage vehicles on show. There's historic racing, live performances, a high street selling retro items and plenty of racing bigwigs in attendance.

www.goodwood.com

Hay Festival

Powys, Wales

Inspiring conversations, debates and life-affirming performances, this 11-day literary festival is a firm favourite among writers and their readers.

The packed programme features book launches, readings, poetry slams and workshops. Notable past speakers include Margaret Atwood, Martin Amis, Hilary Mantel and Chimamanda Ngozi Adichie.

But if big-name authors aren't tempting enough, the festival's idyllic Brecon Beacons setting never fails to win visitors over.

www.hayfestival.com



'Over one million people come to watch the action at Pride in London'



Pride in London

London, England

Every summer, England's capital is packed with parades, parties and protests for Pride Month, marking the anniversary of the 1969 Stonewall riots. Topping off the four-week programme celebrating all things LGBTQIA+ is the show-stopping Pride in London parade, made up of 600 groups marching through the city from Hyde Park to Whitehall Place.

More than a million people come to see the free-to-watch action, with the Trafalgar Square stage a particular highlight en route, having in the past hosted icons such as Adam Lambert and Idina Menzel.

www.prideinlondon.org

Glastonbury Festival

Somerset, England

No introduction is needed for this mother of all music festivals. From the iconic Pyramid Stage, hosting legendary headliners, to the intimate and enchanting Park Stage, there is something for everyone at this five-day arts extravaganza sprawling across 900 acres of farmland. Not just an event, Glastonbury Festival has evolved into a whole cultural experience since its creation five decades ago. But to see what the fuss is about, be quick; tickets usually sell out in less than 30 minutes.

🌐 glastonburyfestivals.co.uk



Lewes Bonfire

East Sussex, England

No place in the UK does Bonfire Night quite as well as Lewes, an otherwise genteel town that triumphs every year with riotous celebrations marking the 5th November. To commemorate Guy Fawkes' thwarted attempt to blow up Parliament in 1605, drum-beating locals dressed in historic garb parade along the streets carrying giant effigies ready to be flung onto the bonfire. This is followed by the biggest fireworks display in the UK.

🌐 lewesbonfirecelebrations.com



Hogmanay

Locations across Scotland

For a uniquely Scottish celebration, there's nothing quite like Hogmanay, the night that marks the arrival of the new year. As well as street parties, cèilidhs and folk melodies, traditions stretching back to pagan times involve fire. So expect a torchlight procession in Edinburgh, fireball throwing in Stonehaven, the Biggar Bonfire in South Lanarkshire, and no end of dazzling fireworks displays.

🌐 scotland.org/events/hogmanay

Jorvik Viking Festival

North Yorkshire, England

Be transported back to the days of yore at this week-long celebration of York's rich Norse heritage. Vikings camp out in the city centre with their 10th-century wares offering combat demos, walking tours and crafts such as tablet weaving and *nålebinding*, while one-off events usually include a three-course banquet by torchlight, mead-tasting and a march through the city by 100 Vikings.

🌐 jorvikvikingfestival.co.uk



Edinburgh Festival Fringe

The Lothians, Scotland

Billed as 'the world's greatest platform for creative freedom', this performing arts bonanza brings theatre, comedy, cabaret, spoken word and musicals to venues big and small across the Scottish capital for three weeks every August. What makes the event so special is its open-access policy. Since its beginnings in the 1940s, the festival has been proud to include anyone with a story to tell and a venue willing to host them.

🌐 edfringe.com



St Patrick's Day

Locations across Northern Ireland

Few celebrations are more joyful than St Patrick's Day. On 17th March each year, cities, towns and villages across Northern Ireland honour their patron saint with street parades, parties, dancing – and shamrocks. One of the best places to be is Belfast, with its colourful city parade, St Patrick's Eve Concert and musical Féile Trad Trail.

🌐 discovernorthernireland.com



Notting Hill Carnival

London, England

Carnival floats dressed up to the nines, dancers decked out in their feather-clad costumes, and an explosion of hypnotic steel drums make this exuberant two-day celebration of Caribbean heritage in West London the biggest street party in the UK. Taking place on the last weekend of August, there are parades for all ages, partying until the early hours, live music, sound systems and the sweet, smoky smell of jerk chicken.

🌐 nhcarnival.org



VIEW FINDER

Seven Sisters, East Sussex



what3words

///snippets.ballpoint.rigid

Why tour here?

Dover might star in the famous song, but in our opinion, England's best stretch of white cliffs is to be found along the Seven Sisters in East Sussex. Working their way from Seaford to Eastbourne and encompassing Seaford Head Nature Reserve, Seven Sisters Country Park and Birling Gap, these dramatic cliffs afford truly wonderful views over the Channel and make for superb walking.

Hike across the hills from west to east and you'll reach the old Belle Tout Lighthouse (decommissioned in 1902 and now a B&B) at the top of the cliffs, before making your way to Beachy Head, with its red-and-white lighthouse standing on the shore below.

Don't miss...

Be sure to visit the superb pebble beach at Cuckmere Haven, where river meets sea. This splendid shoreline featured in the 1991 blockbuster *Robin Hood: Prince of Thieves*, starring Kevin Costner.

XPLORE CV X8

EHG UK's new campervan boasts an eye-catching exterior and a tempting options list, says Peter Baber

A couple of years ago, when EHG UK announced that it was giving its Xplore caravan brand a major upgrade, it also revealed plans to bring out the first-ever Xplore campervan.

Thanks partly to the fallout from the pandemic lockdown, the new camper took quite a while to arrive.

The four-berth, rear-lounge CV X8 was launched at the start of the 2025 season, and has now been joined by two more models, the three-berth CV X5, with more storage at the back, and the CV X9, like the X5 but with a pop-top roof like the X8.

All three motorhomes certainly look the part, with an understated military grey exterior complete with resin decals in a contour pattern, which is repeated inside on the headrests and continued on the rear windows.

It boasts black alloy wheels that have been specially made by EHG UK for this range, so you won't see them anywhere else. The test model that we saw at the brand's season launch also came with a rack for two bikes, a towbar and a ladder-shaped camper back rack.

These are standalone optional extras, at £494, £706 and £2188 respectively. Among other extras, you can opt for a roll-out awning (£826) and cab blinds (£247). Then there are the packs: the XT Pack (£5709) gets you keyless entry and a heated windscreen, a rear-view camera, a spare wheel and more.

The Connect+ Pack (£1242) includes a solar panel, insulated water tanks and a Wi-Fi router with an antenna.

The Security Pack (£826) gives you an alarm and a tracker, while the Entertainment Pack (£438) provides a microwave, some additional USB-C sockets and a dual-fuel hob.

Price £74,449

Sleeps 4

Belts 4

Base vehicle Fiat Ducato

Engine 2.2-litre, 140bhp turbodiesel

Length/width/height

5.99/2.50/2.77m

(19'6"/8'2"/9'1")

MTPLM 3500kg

MiRO 3101kg

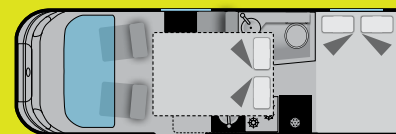

Payload 325kg

Water (fresh/waste)

90/45 litres

Leisure battery TBC

Gas 25-litre, underslung



Contact Xplore **Address** Erwin Hymer Group UK, Delves Lane, Consett, Co Durham DH8 7PEF **Web** xplore-rv.co.uk **Tel** 0371 964 2113

After that, it's a standard Ducato cab. The cab seats don't have reading lights, but they swivel to face the two travel seats and create a front lounge, with spotlights and a clip-on table.

The rear lounge is furnished with a foldaway table that has its own storage slot by the washroom wall. It was a bit tricky to get the table out, though.

The settees are comfortable, and the area is well lit by large windows and four individually switched spotlights. The TV and mains sockets are located above the table storage, and a set

mounted here could be seen by most people seated in the lounge. There's a mains socket on the side of the travel seat bench, and another at the end of the kitchen peninsula – both placed so they can power devices outside.

The kitchen extension will probably be needed, because there isn't a lot of workspace otherwise. A three-burner gas-only hob lies above the Thetford Triplex combined oven and grill, in an area that is well lit by LEDs.

The half-height fridge is above a hanging wardrobe to the left of the

up close




The X8 has a rugged exterior, with resin decals and exclusive black alloy wheels





Rear lounge seating is comfortable, although table leg room is minimal



Pull out platforms under the settees and turn over base cushions for double bed



- 1 Contemporary décor continues from the outside to the interior
- 2 Worktop extension can serve as a bar for anyone eating and drinking al fresco
- 3 The kitchen storage includes a drawer and a locker below the oven
- 4 Elegant washroom has a salad-bowl-style basin with a tap that doubles as the shower



kitchen, although the gangway space here is more than usually narrow.

You wouldn't expect a campervan washroom to be very spacious, and this one isn't, but it has good headroom. It has a salad-bowl-style basin, with a tap that doubles as a showerhead.

Platforms under the settees come together easily to make a double bed. The sizeable kneeroll means you might want to turn the base cushions over – if so, you'll have to swap them because of the cut-off corner at the back. The roofbed is easily accessible via a ladder.

The lounge includes two overhead lockers and an access door to the space under the bench, although the heater takes up most of the space here. There is also a shelf over the cab.

You get more overhead lockers in the rear lounge and space under the settees. The half-height wardrobe is generous.

Do without the microwave and you can have two overhead lockers in the kitchen. There are four small drawers at the end of the peninsula. What looks like a large cupboard just around the corner from this turns out to be very shallow,

but it's good to see a proper drawer located underneath the oven.

The washroom houses another little cupboard behind the mirrors.

PRACTICAL CAMPERVAN SAYS...

The exterior look of this campervan is sure to make your adventure-loving friends envious. It has a seriously good list of options, too – although these will put the price up. On the inside it is a little more mundane, and the narrow aisle issue with this kind of layout has not been resolved, but it is comfortable.

★★★★☆



LEFT Folding table is stored in a slot by the washroom

RIGHT Plenty of drawer space in the kitchen



The rooftop bed is easily accessible via a ladder and is fitted with its own Heki



Generous storage space in overhead lockers in both front and rear lounges

CAMPING CHAIRS

A comfortable chair is a touring essential, and there are lots to choose from. Here are six of our favourites

Whether you're heading to a campsite and want to enjoy some time in the sun or you simply want to relax at the beach in comfort, one thing's for sure – you'll want a good camping chair, so you can sit back and enjoy the moment.

This is a market that is pretty much saturated in options, yet fundamentally,

what you'll want is relatively simple. After all, the very best camping chairs are lightweight, portable, quick to set up and comfortable to sit in.

In this guide, we're running through just a few of the models that have caught our eye, featuring well-known camping accessory brands such as Vango, Dometic, Outwell and Helinox.



Stylish option

www.norwichcamping.co.uk

Dometic Lounge Firenze

Price £59.99 each, £110 for two (norwichcamping.co.uk)

Dimensions 121 x 63 x 85cm

Packed dimensions 110 x 65 x 9cm

Weight 5.10kg **Max load** 120kg

Pros

Firm armrests, stylish and durable

Cons

Fairly heavy to carry

Dometic is another immediately recognisable name in the camping equipment sphere, well known for their very durable products.

We think this clever reclining camping chair is a particularly stylish option to consider.

The Firenze provides comfort and customisation, offering you the option of manoeuvring the backrest into no fewer than seven different positions, so that you can really enjoy unwinding.

It is made from 600D fabric, which should ensure that you're getting a long-lasting product, while we think the aluminium frame is very smart.

Another feature we appreciate is how easy it is to set up, taking just seconds to unfold.

Sitpack Campster II chair

Price Around £105 (€122.95 from www.sitpack.com)

Dimensions 71 x 48 x 48cm

Packed dimensions 35 x 8 x 8cm

Weight 1.46kg **Max load** 120kg

Pros

Folds down to a tiny size, light in weight to carry around

Cons

Fairly pricey

The summer months on tour are all about lounging, whether that's on your pitch, on a picnic or on the beach. The only problem is hauling your favourite chair around with you.

Meet the answer to that problem: the Campster II. With a 120kg weight capacity and stable foundation, the fold-out chair features an embracing seat with side pockets, made from breathable, supportive material.

What makes it even more practical is the fact that it folds down

to just 35cm and weighs 1.5kg, so it's perfect for popping in your backpack for a day out. Optional add-ons include a seat warmer and a ground sheet.



Packs down small

www.sitpack.com

What to buy **CAMPING CHAIRS**

Outwell Sardis Lake Two Seater Sofa

Price £129.99 (outwell.com)
Dimensions 125 x 57 x 95cm
Packed dimensions 30 x 30 x 97cm
Weight 8.1kg **Max load** 120kg x 2

Pros

Comfortable, has a carry bag, seats two

Cons

Doesn't recline, heaviest option on list, more for campsite use than the beach

This is a unique product in our camping chair guide, in that it's more of a sofa, capable of seating two people.

As a result, it's probably more suited to use on a campsite, as opposed to taking to the beach, but we think that it's an ideal piece of awning furniture



Couples' pick

www.outwell.com

to consider. It's very sturdy, too, supporting up to two lots of 120kg.

At 8.1kg, this is by far the heaviest option in our guide, but we think it should provide comfortable seating.

Vango Thor Over-Sized

Price £91.99 (amazon.co.uk)
Dimensions 80 x 87 x 93cm
Packed dimensions 30 x 105 x 25cm
Weight 6.3kg
Max load 180kg

Pros

Well-known brand, oversized for added comfort, strong max load

Cons

No table or pockets, not everyone will want the oversized effect, heavy to carry about

We think this opulent chair from Vango is sure to provide welcome enhanced comfort for any tour, thanks to its extra size.

The chair's larger seating area combines with the 600D polyester padded seat and backrest to offer you luxurious comfort for the ultimate in relaxation.

Bear in mind that this is one of the heavier options in our guide, weighing in at 6.3kg, but it's able to bear up to 180kg, making it the strongest camping chair featured on our list.

Despite the extra-large size, this seat still comes with its own handy carry bag, so when you've finished using it, the chair can be folded down into a more manageable size and packed, helping to make the additional weight that much easier to carry about and then stow away.



Generous size

www.amazon.co.uk

Helinox Chair Two

Price £119.95 (amazon.co.uk)
Dimensions 85 x 55 x 61cm
Packed dimensions 46 x 13 x 12cm
Weight 1.3kg **Max load** 145kg

Pros

Very lightweight, side pockets

Cons

No side table, one of the pricier options in our guide

There's a great deal to like about this incredibly lightweight chair.

Weighing only 1.3kg, it can support up to 145kg, thanks to its DAC aluminium alloy frame – very impressive. That's not the only innovative feature. The seat feels sturdy, too, and it's made in machine-washable, UV-resistant polyester, so it should last.

While it may not have a side table, it does have side pockets, useful for storing items you want close at hand. It's also simple to put together, before packing away in what the brand calls a "zipper stuff sack".



Lightweight

www.amazon.co.uk



Budget-friendly

Highlander Folding

Price £26.95 (amazon.co.uk)
Dimensions 89 x 51 x 51cm
Packed dimensions 15 x 89cm
Weight 2.2kg **Max load** 100kg

Pros

Lightweight, budget-friendly

Cons

Other products offer heavier maximum loads

This budget-friendly option from Highlander is available in a range of colours. The steel frame means that it's lightweight, weighing in at just 2.2kg, yet it still provides a maximum load of 100kg.

In a polyester PVC-coated material, it's easy to clean as well, and we like the handy cup holder on the right armrest.

It comes in a smart carry bag with a handle, which is colour coordinated to match the chair.

MOBILVETTA

ADMIRAL K6.3

There's plenty of Italian style and clever design to admire in this smart new camper, says Peter Baber

This two-berth is Mobilvetta's first van conversion. The Italian brand is known for producing luxurious A-classes, with its popular K-Yacht range inspired by nautical design.

How easily would this translate into a campervan? On first impressions, viewing the 'van at Marquis Leisure's Lancashire branch, we'd say very well.

With the vehicle kitted out in black, you get a standard Fiat Ducato cab, with an eight-speed automatic gearbox. There's a host of features designed to make driving less stressful, including cruise control, traction plus, electronic stability control, a rear-view camera and cab air conditioning.

But it's perhaps only after you have swivelled the cab seats and come into the front dinette that the similarities with other Mobilvettas are apparent.

There's the same high-gloss finish on the lockers, and a fetching striped floor throughout. The clip-on table in front of the two travel seats in the bench at the back is particularly innovative.

Not only does it have drinks holders, but it folds, so you shouldn't have to squeeze in. It also has a thin extension that swings out, so even the person in the driving seat has a place to dine.

This whole front dinette is heated by two vents from the Truma Combi 4 diesel heating system. It's well lit, too, during the day by the sunroof, the Heki and the large windows, and at night by a striplight under the locker, ambient lighting and a light by each cab seat.

A mains and aerial socket behind the bench means a TV set could easily be viewed by anyone in the cab seats.

Now if you're thinking that the design of the table is innovative, just take a look at the kitchen. At first glance, you might

Price £79,995

Sleeps 2 **Belts** 4

Base vehicle Fiat Ducato

Engine 2.3-litre 140bhp turbodiesel; eight-speed automatic transmission

Length/width/height

6.36/2.05/2.65m

(20'9"/6'7"/8'7")

MTPLM 3500kg

MiRO 3124kg

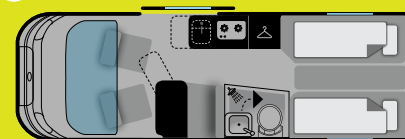
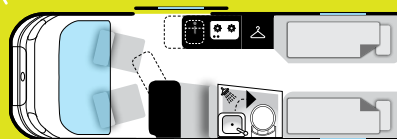
Payload 376kg

Water (fresh/waste)

85/75 litres

Leisure battery 100Ah

Gas 2 x 5kg or 2 x 7kg



Contact Marquis Leisure **Address** Orchard Works, Willersey, Nr Broadway, Worcestershire WR12 7QF **Web** marquisleisure.co.uk **Tel** 0800 026 7777

be wondering where the sink could be. Has Mobilvetta dispensed with the need for one? No – simply unclasp the catch at the back of the unit and slide out the moulded extension.

You also get a chopping board that doubles as a sink cover, making a huge workspace for a 'van that is only 6.36m long. So it's a shame to find that the only mains socket is at the other end of the kitchen, located on the far side of the two-burner hob.

The kitchen does include an 84-litre compressor fridge and a combined oven

and grill (unusual in a Continental 'van). You might have a bit of a squeeze to reach the oven, however, because the gangway to the back, between the washroom and the kitchen, narrows down to just 45cm at one point.

That washroom has a stylish door handle, a basin in front of a large lit mirror, and more mirrors on all sides at the top. Light comes through an opaque window and from LEDs, and you open the shower by swinging out a partition that clips firmly (no flimsy plastic catches here) and unravelling

up close



Standard Fiat Ducato cab includes eight-speed automatic gearbox



Neat clip-on table folds up, so there's no need to squeeze into the lounge



Kitchen sink, normally hidden away, is only revealed when...



... you slide out the ingeniously designed extension to the unit



- 1 Narrow extension flap swings out from clip-on table to provide additional space at mealtimes
- 2 If you're wondering where the sink is, unclasp the catch on the unit and slide out the moulded extension
- 3 Well-lit and ventilated washroom houses a sizeable handbasin surrounded by large mirrors
- 4 Swing out the partition and unravel the shower hose that is neatly hidden away when not in use

the shower hose from its cubbyhole behind the partition. Headroom isn't great, but there is a small roof vent.

Our test model came with a double bed at the back – very comfortable if you are under 6ft – with swan-neck reading lights, a Heki and striplights underneath the lockers.

You can opt to have two single beds here instead, and we think we would, because of the storage options.

The double lifts in the middle to provide a space for large items (once you have removed the support struts); that aside,

there is only one little cupboard underneath here and a small chest.

The single beds arrangement might mean less space for bikes, but you'd get more storage – and longer beds.

There are six overhead lockers back here, none of them particularly large, and there's only one in the lounge.

You also get a cubbyhole under the table and a tiny drawer in the step.

There is a half-height wardrobe set underneath the fridge, although the narrow gangway makes this quite awkward to reach.


The kitchen extension has space for dry foods, but it's not clear how easy it would be to store pans here. The overhead locker is only average, and the space under the oven is taken up with a cutlery drawer.

PRACTICAL CAMPERVAN SAYS...

In looks, the Admiral lives up to its classy name, and it boasts some great innovations, such as the table and the kitchen extension, which on the whole work well. We would possibly opt for the single beds version, to get the best storage opportunities.



Comfortable double bed, although singles provide more storage space



The double bed lifts in the middle to provide storage for larger items



Mobilvetta's thoughtful design touches include a neat robe hook



Discreet little drawer in the step, but it's only shallow

PANAMA P12

If you're looking for a camper that can ferry the whole family about during the week, the new P12 might be the answer, says Peter Baber

The Panama campervan range that Marquis Leisure took on relatively recently is produced in Peñíscola, in eastern Spain.

As a new company, Panama can do things rather differently, and one of the first things you'll notice about the P12 is that it is based on the Ford Tourneo Custom, rather than the Transit.

This means Panama can offer the option of having seven seats, making it easy to adapt for day-to-day use.

Our test model, which had five seats, also came with Ford's great new cab, which boasts a central cabinet containing drinks holders and USB and USB-C ports, which you can shut away neatly with a tambour door.

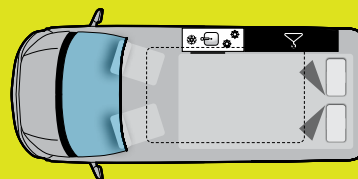
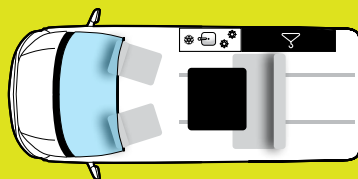
There is a huge infotainment screen, and we particularly liked the slightly square steering wheel, reminiscent of early-generation games consoles.

Another pleasing sight is that the driver's seat can be swivelled right around with no obstructions. The cab seats and the three belted seats in the rear lounge surround a table that clips on and has four legs – it can be put in different positions or used outside.

This area is well lit at night, thanks to dimmable lights in the panel below the roofbed. You also get even more USBs, to the left of the bench seat and on the right of the bench next to the Webasto diesel heater control panel above the side kitchen unit. Here you will find a 12V socket and a mains socket – the latter handily inverted.

Unlike its lengthier sibling, the P57 (which is 5.44m long), there is only cold water in the small kitchen sink, and you only get a two-burner hob (powered by a 2.8kg bottle). But they do have separate glass covers, so you

Price £59,995
Sleeps 4 Belts 5 (option for 7)
Base vehicle Ford Tourneo Custom
Engine 2.2-litre, 140bhp
Length/width/height 5.04/2.28/2.06m (16'5"/7'5"/6'8")
MTPLM 3175kg
MiRO 2558kg
Payload 617kg
Water (fresh/waste) 50/32 litres
Leisure battery 90Ah
Gas 1 x 2.8kg



Contact Marquis Leisure **Address** Orchard Works, Willersey, Nr Broadway, Worcestershire WR12 7QF **Web** marquisleisure.co.uk **Tel** 0800 026 7777

could put one down without obstructing the other, to maximise the worktop.

There is no striplight, but ample light comes from the LEDs that are located underneath the roof bed.

There's no washroom, but one of the cupboards is big enough to hold a Porta Potti (included in the overall price).

The rock and roll bed is very simple to manoeuvre, thanks to the red lever that is easy to spot against the charcoal seat covers. The headrests fit snugly into the holes designed to meet them, but a single mattress comes over the lot, so you never

have to put up with uncomfortable gaps. This bed can also become a daybed, because the backrest can be positioned at different angles as required.

The roof bed can be accessed via a ladder. Unfortunately, this is stowed in the only hanging wardrobe in the 'van. But we were glad to see that the roof fastens with solid metal brackets, rather than buckles, even if they were slightly fiddly to manipulate at first.

In contrast, the cloth panel you can use to seal off the roof bed area is easy to fasten from either side.

up close



Ford's great new cab provides a huge infotainment screen



LEFT Three belted travel seats, and there's the option for two more

RIGHT Clever design touches include inverted mains socket



RIGHT There's no washroom, but you can store a Porta Potti in one of the cupboards





- 1 Sturdy clip-on table has four legs and can be used outside as well
- 2 Work surface is slightly limited in the kitchen, but storage is good
- 3 Wrap-around mesh window offers plenty of ventilation



Once you are up there, you will find a comfortable bed, with a sprung and slatted base, that is over 2m long, with a wraparound mesh window at the front and a smaller one down the side.

You also get a swan-neck reading light with a USB at its base. The roof bed has a weight limit of 175kg, so could potentially accommodate two adults.

The bench seat slides forward, providing a generous amount of space for storing larger items while you're on the move.

This camper has no drawer under the bench, which means you should also

have additional room for accommodating really long items, such as surfboards.

While part of the wardrobe is taken up with the ladder, you still get some space for hanging clothes, and there's more wardrobe space further back that will generally be behind the rear seat.

As for kitchen storage, besides the 42-litre fridge, there is a small locker and a cutlery drawer in the cupboard that also houses the Porta Potti below another shelf. There are two handy cubbyholes here, too. If you're a keen cook, you might find the limited storage

space in the kitchen slightly inconvenient. But if that's the case, we would suggest leaving the Porta Potti at home, to give you some useful extra space.

PRACTICAL CAMPERVAN SAYS...

We'd prefer to have slightly more kitchen storage space, but if you're looking for a vehicle that can transport your large family during the week and work as a campervan at the weekend, the P12 is a strong contender. It's at a great price, and the features that matter in a camper (such as the roofbed clasps) are well made.

★★★★☆



Comfortable rock and roll bed is easily manoeuvred



The side unit features a number of tambour-door cupboards



Some of the wardrobe space is taken up by the ladder



Slide the bench seat forward to store longer items such as surfboards

CAMPING TABLES

A sturdy outdoor table is a must-have for relaxing on your pitch. Here are six of our top picks

What's better than enjoying a meal from the comfort of your pitch, or having a place to prep your barbecue in the sunshine?

If you're heading out on a goodweather tour, a camping table is definitely one of the essentials. But with so many great options out there, the key to finding the one for you is to keep things simple.

Most people want a sturdy table that is lightweight, quick to put up and take down, compact and easy to clean. That's where this guide comes in – we're sharing our pick of the best camping tables we've seen, to help you find the one for you.

Points to consider

The right camping table will provide you with the amount of surface space that you need, on a robust base. Think about whether you'll be sitting around the table, or just using it for storage.

If you'll be dining at your camping table, how many people does it need to accommodate? Will it suit the outdoor chairs that you already have? (If you're on the lookout for camping chairs, see our buying guide on p64.)

Another important consideration is how much storage space you have. Camping tables tend to take up more room than

chairs, so think about where you can put the table while you're in transit.

You might want an option that comes with a carry case, or a more lightweight table if you're thinking about taking it beyond the campsite.

Something else to factor in is the size of your pitch and whether you have other kit, such as an awning or a barbecue.

If you know what you're looking for, you are bound to find a suitable option in our line-up. We're taking a look at six of our favourite tables, including some with their own chairs and others that have integrated seating.



Built to last

Vango Dornoch Table & Chairs Set

Price £119.95 (attwoolls.co.uk)

Dimensions Table 86 x 86 x 71cm, chair 47 x 40 x 71cm

Packed dimensions 86 x 25 x 44.5cm

Weight 14.4kg **Max load** Table 80kg, chair 100kg

We think this cleverly designed, robustly built Vango camping table will add some stylish flair to any outdoor eating experience. The sturdy steel frame should give you the confidence that this product is made to last.

We really like the fact that you get four chairs with the set, too, and both the table and chairs are waterproof, so you don't need to worry about the elements.

When not in use, the set folds away and packs down neatly, ideal for transportation. The handy storage bag will then provide an easy way for you to carry it from your campervan to wherever you choose to set it up.

Portal Folding Aluminium Camping Table

Price £39.99 (amazon.co.uk)

Dimensions 70 x 70 x 67cm

Packed dimensions 70 x 19 x 5.5cm

Weight 4.3kg **Max load** 30kg

Simple yet effective, this attractive aluminium table is lightweight, but can support up to 30kg. When not in use, it folds away into a surprisingly compact bag, which is great for taking on short walks or to the beach.

The bag can be split into two compartments – one for the surface and another for the frame – to avoid friction damage when you're out and about. The materials are naturally waterproof, durable and rust-resistant.

Designed for simple snap-together installation, the table is simple to put up and features X-shaped brackets to ensure sturdiness. The 70 x 70cm surface is ideal for dining and other uses, while anti-slip rubber feet make it a great choice for both grass and hardstanding pitches.



Lightweight

What to buy **CAMPING TABLES**

Dometic TPV 115 Large Camping Table

Price £99.99 (amazon.co.uk) **Dimensions** 115 x 60 x 70cm
Packed dimensions 120 x 64 x 10cm **Weight** 11.55kg **Max load** 100kg

Considering that this camping table doesn't come with chairs, it's still a fairly heavy option, weighing in at 11.55kg.

However, we like what this Dometic product offers. For example, there's a very impressive 100kg load capacity, by far the highest in our guide. There's also its stylish marble-effect finish, with a waterproof PV wrap giving you peace of mind should the weather change. The excellent load capacity is matched by its generous size – at 115 x 60 x 70cm, it will provide plenty of room for everyone to sit around in comfort. And when you're finished, you can simply fold the table down to pack it away.



Luxury option

Lifetime Folding Table Set



Family friendly

Price £54.99 (amazon.co.uk) **Dimensions** 106.5 x 61 x 73cm
Packed dimensions N/A **Weight** 14kg **Max load** 113kg (benches and table)

Don't want to carry around chairs for your camping table? Well, this model from Lifetime comes with its own seating! Constructed from high-density polyethylene and powder-coated steel, the table and benches are perfectly designed for outdoor use and can comfortably seat four people.

The stain-resistant material can be wiped down and is waterproof, and the frame is also protected from rust damage.

The roomy benches are independent of the table. When not in use, both clip conveniently into the underside of the table, and the legs of all of the pieces fold neatly, making storage incredibly easy. It is worth noting its weight, though – at 14kg, this is the heaviest option in our guide.

Outdoor Revolution Aluminium Table

Price £30.47 (mountainwarehouse.com)
Dimensions 130 x 60 x 70cm
Packed dimensions 130 x 60 x 10cm
Weight 6kg **Max load** 30kg

We think this Outdoor Revolution model is a worthy addition to our best camping table guide.

It not only looks good, but thanks to the two folding side tables, it provides you with some useful flexibility.

Although the table can only support a weight of 30kg, it has an impressive length of 130cm, and the robust upper surfaces are made from aluminium sheeting with a powder-coat finish.

When you're not using the table, you can fold it flat, which makes it very compact when it comes to finding a suitable place to store it in your camper. Then, when it's time to transport it, you can use the built-in handle to make carrying it that bit easier.



Versatile



Great value

Kampa Happy Table & Chairs

Price £32.99 (skcamping.com) **Dimensions** 65 x 85.5 x 67cm
Packed dimensions 86 x 39 x 10.5cm
Weight 7.30kg **Max load** 85kg per seat

We like this innovative camping table set from Kampa. It comes with four integrated seats, so you don't need to worry about finding room for any extra chairs when you're loading up your campervan.

Ingenuously, when it's being packed up, the set can be folded into a neat briefcase, which not only makes transportation simpler, but could help to avoid any potential damage while you're on the road, too.

Thoughtful design also provides a hole for a parasol in the table, so you can shelter from the sunshine.

VOLKSWAGEN CALIFORNIA COAST

Based on the Multivan MPV, the latest camper from VW drives really well, says David Motton

For some buyers, it simply has to be a VW. For decades, Volkswagen has offered its own camper to compete against the independents.

VW has taken a different approach with the latest version of the hugely popular California: instead of being based on a commercial vehicle, it uses the Multivan MPV as a starting point.

It's a smart move, as the Multivan drives well and is available with diesel, petrol or plug-in hybrid power.

The petrol is pacy and the plug-in offers emission-free driving on short journeys, but the diesel we've tested offers excellent economy and range.

Driven almost 500 miles from Surrey to Scotland, the California returned 49.7mpg – an improvement on the official figure of 41.5mpg. With a 58-litre fuel tank, 500-600 miles should be possible between fill-ups.

The Multivan is also a step up on the previous California's Transporter, offering a comfortable ride, a tight turning circle, and little noise at speed.

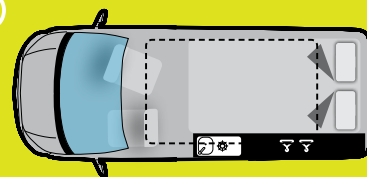
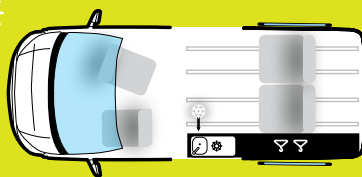
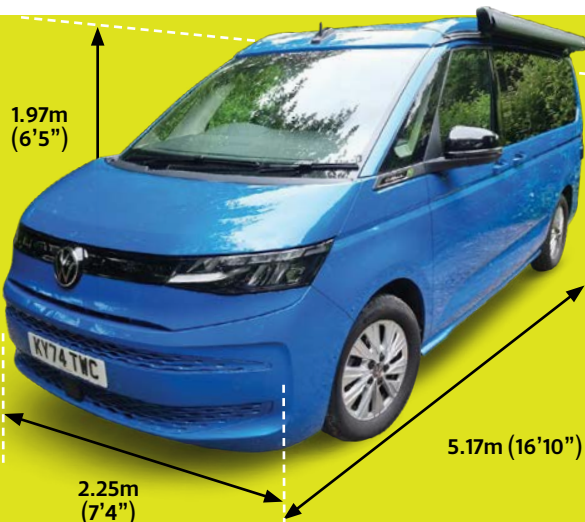
Both driver and front-seat passenger sit up high in the California. We found the seats comfortable on our trip to Scotland – no aches and pains.

As you would expect, the dashboard has been lifted from the California's MPV sibling. It's solidly screwed together, with a prominent 10-inch colour infotainment system. Smartphone users can mirror their phones using Apple CarPlay or Android Auto.

The gear lever is mounted on the dash, which leaves the space between the seats clear for walking through to the living area with ease.

Once you've parked up, both of the front seats can be swivelled around without opening the doors.

Price £70,576
Sleeps 4 **Belts** 4
Base vehicle VW Multivan
Engine 2.0-litre 150hp turbodiesel; seven-speed DSG auto gearbox
Length/width/height 5.17/2.25/1.97m (16'10"/7'4"/6'5")
MTPLM 2850kg
MiRO 2417kg
Payload 433kg
Water (fresh/waste) 29/23 litres
Leisure battery 2 x 40Ah
Gas 1 x 2.75kg



Contact Volkswagen Group UK **Address** Yeomans Drive, Blakelands, Milton Keynes, Buckinghamshire MK14 5AN **Web** volkswagen-vans.co.uk **Tel** 0800 333 666

The two belted rear seats are set on runners, so you can move them closer to the front or push them back.

When it's time to eat, there's a table stashed under the bed extension at the rear. On a rainy day, you might wish it was accessible without having to walk around to the back of the camper.

But if the sun is shining, you can enjoy one of the new 'van's stand-out features – twin sliding doors. Opening both allows a cooling current of air.

Keen cooks might be a bit frustrated with the kitchen, where the workspace

is pretty limited, and there's just one burner. Plenty of other 'vans at this price provide a twin-burner hob.

There is also a small additional table that folds out, although the nearside door needs to be open to use it.

The fridge is a reasonable size, with variable temperature settings. It's below the hob by the nearside door, making it easy to grab a cold beer from inside or outside the vehicle.

Given the California's compact size, it comes as no great surprise that there's no washroom. There's no toilet either,

up close



The latest version of the California, the Coast, is based on the Multivan



LEFT Socket for on-site electricity is on the nearside at the back

RIGHT The towbar is only available as a cost option



The fridge is a decent size and lies below the hob by the nearside door





1 Belted rear seats slide to offer more storage space at the back if needed

2 The infotainment system has a large colour screen

3 Keen cooks might find the worktop a bit limited



although it would be easy enough to store a Porta-Potti if needed.

It is possible to rinse off using the external shower point at the tailgate, but it only provides cold water.

There's room for four to sleep. The rear seats fold flat and the mattress folds out on top. The bed measures 198 x 108cm, so while not especially wide, it's long enough to accommodate six-footers. It has a weight limit of 200kg.

Raising the roof is done at the push of a button. This gives access to the roof bed, which also has a maximum weight

of 200kg, and measures 205.40 x 113.70cm. Care is needed when lowering the roof, however. Although in theory this is also at the press of a button, in practice it might require a little help to ensure that the fabric doesn't stick out of the roof sides as it closes.

Storage is always at a premium in a camper of this size, but Volkswagen has used the available space efficiently. There are handy pull-out trays under the seats, a zip-up compartment in the offside at the rear, and lockers located on the nearside.

Boot space varies, depending on the sliding seats. Moving them forward makes more room between the seats and tailgate, but leaves lots of legroom.

There's no need to pack an awning; a wind-out awning comes as standard.

PRACTICAL CAMPERVAN SAYS...

The latest California's greatest strengths are the way it drives and the double sliding doors. If you can live with a basic kitchen, this is an impressive camper that can easily double up as a family car.



Fold the rear seats flat and fold out the mattress for comfortable double bed



There's a handy storage locker at the nearside rear corner



The California Coast's fresh-water tank has a capacity of 29 litres

Control panel covers the pop-up roof and air-con, among other functions





VIEW FINDER

Cod Beck Reservoir, North Yorkshire



what3words

///juggles.articulated.spenders

Why tour here?

The North York Moors National Park has it all – moorland, coast, forest and dale.

It also has this glorious artificial reservoir, completed in 1953, now supporting many fish species, including brown trout, grayling, eel, stone loach, minnow and lamprey.

The surrounding moorland is a Site of Special Scientific Interest and the reservoir is an important area for common toads, which hibernate on the moors.

For visitors to the area, Cote Ghyll Caravan Park & Campsite is only a 10-minute walk. As well as being a beautiful base from which to explore the National Park, it also proved a great venue for in-depth testing of this Swift Carrera 144 (www.practicalmotorhome.com/reviews/swift-carrera-144).

Don't miss...

The circular walk around Cod Beck is easily accessible. For a more challenging hike, the 40-mile Lyke Wake Walk starts opposite the northern end of the reservoir.

Know how... GET BETTER INTERNET IN YOUR CAMPERVAN

Good internet connection in your campervan can sometimes be a challenge, so how can you ensure the best signal at all times?

Peter Rosenthal finds out

The internet is very much a part of modern life – from staying in touch with family and friends to checking your bank balance and paying for parking, it's difficult to imagine life without it.

Even the most staunchly non-tech campervan owners occasionally have to rely on Google Maps to find a campsite, and it's always great to have the option to stream a film on a wet day when the appeal of hillwalking tends to wane.

The vast majority of people have a smartphone or tablet and these devices are really powerful ways to access the internet, but they have limitations.

In a smartphone, the battery, screen, processor, SIM card and ports jostle for space around the aerial and as they are very much a jack-of-all-trades, their aerial space can be limited and a bit of a compromise.

You can purchase products that are far more dedicated to providing high-speed internet than a phone, and they can be paired with a variety of aerials – depending on the vehicle – to provide excellent internet connectivity.

When paired with the correct SIM card, they can work well – but it's vital to be on the most suitable network for your area and wherever you visit.

1 Motorhome WiFi's entry-level system costs around £320 including the MiFi box and aerial, yet still delivers download speeds of up to 600Mbps

2 If you want 5G internet, Motorhome WiFi offers its flagship £650 Compact Pro system, with download speeds of up to 3.8Gbps



Getty Images

The internet in your campervan

The most basic way to get the internet in your campervan is simply to use your smartphone to access the network via a phone radio mast.

You can then either view content directly on your phone, or use it as a mobile hotspot to send the feed to a laptop, tablet or other compatible device. How well this will function depends on the quality of the signal your phone receives.

They typically work well in urban areas, less well in rural settings – there tend to be more phone masts in urban areas than there are in remote regions.

Mobile data use

If you're using your phone remotely from your home Wi-Fi network, you will be using mobile data streamed from the nearest phone mast.

The amount of data you use can vary, depending on what you're doing. If you're running Google Maps all day, you'll typically use some 40MB of data per hour.





One of the heaviest data uses is to stream a film, which can take up some 2GB of data for a complete film. Just watching TV can consume around 1GB of data per hour. If you only go online occasionally to check your emails or contact friends and family, you will use very little data and don't need a costly high-use SIM card.

Have a look at the history of your phone (usually in Settings) to see how much data you typically use to gauge which sort of SIM card will be best.

To give you an idea of the range of SIM card prices, a low-use SIM card from GiffGaff is free to order and costs £6 per month for up to 2GB of data, while unlimited data SIM cards tend to cost about £30 a month. Some firms have tempting deals to lure you in, but check the details – for example, Lebara offers unlimited data for £12.50, but it's only for the first three months before it switches to £25 a month. However, this is still a good deal because it includes unlimited roaming in the EU.

If you only want to use the SIM card when you're on holiday, you can also get pay-as-you-go cards loaded with data credit. EE currently offers one preloaded with 50GB of data credit for just £20.

Campsite Wi-Fi

Many sites also offer Wi-Fi as part of their pitch fee. The Caravan and Motorhome Club has basic Wi-Fi at most pitches, or faster Wi-Fi from £2.15 per day. The Camping and Caravanning Club offers free Wi-Fi at most of its campsites.

The main concern with all campsite Wi-Fi is that everything depends on how far your pitch is from the Wi-Fi antenna, what bandwidth they offer and how many users are online simultaneously. If the campsite is full of families and everyone is trying



to stream a film at the same time, it's highly unlikely that you're going to get a particularly slick service!

However, you can improve your internet experience by adding an extra aerial to your motorhome and using a dedicated Wi-Fi box (also known as a MiFi device). These can work well on a campsite where the pitches are a long way from the Wi-Fi mast (which is often near the reception building).

They can also receive signals from more distant phone masts on sites that don't provide Wi-Fi.

Which phone network?

The first thing you need to look at is your mobile network provider, so you can compare its coverage with other providers. You'll have to use a separate SIM card to run the device, so you're not limited to your phone network.

There are four main mobile phone networks – EE, O2, Vodafone and Three – and other providers will piggyback off one of these. So before choosing which one to go with, it's important to look at the coverage map of the big four network that your provider uses.

BT Mobile, Your Co-op Mobile, Plusnet Mobile, Utility Warehouse and Vectone Mobile all use EE.

O2 hosts GiffGaff, Virgin Mobile, Tesco Mobile, Sky Mobile and Lycamobile.

Three hosts iD Mobile, Smarty and Superdrug Mobile, while Vodafone supports Voxi, Asda Mobile, Talkmobile and Lebara. Other brands are popping up all the time, but you do need to check which provider they are using.

The key thing is to choose a provider that offers you the best coverage for your area and the best SIM-only deal.

If you're out of contract on your phone (that is, you've paid for the handset), you really need to negotiate a SIM-only deal or a reduction in your monthly payments. If you're paying more than £20 a month for a basic SIM card, this is essential.

All this talk about '99% network coverage' can be a bit confusing, as it refers to population centres rather than physical geographic network coverage.

In theory, the four main mobile providers are committed to providing reliable 4G coverage for 95% of the UK's landmass by early 2027, but looking at Ofcom's current map (checker.ofcom.org.uk/en-gb/mobile-coverage), they still have quite a way to go. Coverage throughout Scotland is pretty patchy, as it is in parts of Wales, too.

It's a similar story with 5G. Although this speedier network is available in many cities, it can be fairly hit and miss when you are touring in rural areas, with Cumberland, Scotland and Wales having the worst coverage at present. ➔

3 Roof-mounted aerials from Motorhome WiFi are available in either a black or a white finish, so they will blend in well with many camper roofs

'The CAMC has basic Wi-Fi at most of its pitches. The C&CC offers free Wi-Fi at most of its sites'



SWIFT



Step into a new season of adventure with Swift caravans, campervans and motorhomes

Our 2026 line up is designed for every kind of journey, from spontaneous weekends to unforgettable family holidays.



Your Home Anywhere

Explore more at
[swiftgroup.co.uk](https://www.swiftgroup.co.uk)

Know how... GET BETTER INTERNET

If you live in these areas, don't pay extra for a 5G device – there's no point in doing so yet. In a few years it might be worth upgrading, but save your cash for now. You can always upgrade later if you have a 5G-compatible phone or Wi-Fi device.

Free Wi-Fi hotspots

Many UK cafés and takeaways provide free Wi-Fi, but check how secure this is and what the terms and conditions are. Some are only free for a limited amount of time, for example.

The service offered varies, too, with many only offering basic services, with limited speed. If lots of users are sharing the access point, the speed can be slow and you might be unable to get online at all. They're useful, but can't always be relied on.

Boosting the signal

There are various methods available for boosting your internet speed – one of the most effective is to create a virtual Wi-Fi spot in your camper.

One of the challenges in a leisure vehicle is the Faraday cage effect, where the metal – steel in a panel van and aluminium in a coachbuilt – can block the radio signals coming from the phone masts.

The way around this is to use a boosting aerial inside the vehicle, or better still, an external aerial.

External aerials can be permanently mounted on the roof of a motorhome (even on the pop-top on campers) or temporarily fixed to the vehicle's bodywork by using suction cups or a removable bracket.

These aerials can be paired with a mobile hotspot (aka MiFi) device to boost the signal from the nearest phone mast. These masts broadcast data streams via a radio signal, so booster aerials and MiFi boxes can be an effective way to create a Wi-Fi network in your 'van that can be fed to all of the family's devices.

A dedicated MiFi device will produce a faster internet connection than using your phone as a hotspot because it is specifically designed to do just the one job well. In speed tests carried out comparing my own phone with a MiFi box, all of the units tested easily outperformed the phone by a large margin.

They definitely work well.

Motorhome WiFi is one of the leaders in this field – it supplies many 'van manufacturers direct – and offers a range of dedicated Wi-Fi boxes and aerials to suit a variety of vehicles.

These include roof-mounted aerials to suit both motorhomes and campervan pop-tops, linked to dedicated MiFi boxes that can provide a powerful mobile hotspot inside your vehicle.

Its basic 4G systems start from £320 for a smart aerial and MiFi box that offers download speeds of up to 600Mbps and up to 32 connected devices.

Motorhome WiFi's flagship product – the all-singing-all-dancing 5G Now Compact Pro – costs £650 and boasts download



speeds of up to 3.8Gbps, a 25–50m Wi-Fi range and up to 32 devices running simultaneously. This might be considered overkill for many campervan owners, but would certainly be ideal for film buffs and gamers.

You can also use these standalone Motorhome WiFi boxes in your home (when paired with a freestanding or a permanent aerial), and they can be moved between vehicles.

A more budget-priced option from Falcon Technology is its 4G Combo, which is an all-in-one aerial and MiFi unit that fits to the side of your 'van (with suction cups or the supplied mounting bracket) and plugs into a 12V socket or a mains plug. It offers 4G downloads of up to 150Mbps and supports up to 10 devices. It costs from £229 to £249, depending on the items that you want with it. Falcon Technology also offers a range of other Wi-Fi kit that is designed to support 4G and 5G applications. ➔

4 This all-in-one 5G system has a roof aerial and a superfast 5G MiFi box, offering the ultimate in internet speeds

5 Motorhome WiFi has a shark-fin style aerial for camper pop-tops that can be used with the roof up or down



'A dedicated MiFi device will produce a faster internet connection than using your phone as a hotspot'



Satellite internet

One of the latest forms of internet is provided by Starlink, the satellite internet constellation operated by US aerospace company SpaceX. This dispenses with the ground-based phone mast network, so the advantage (as with satellite TV) is that the signals are not blocked by lumpy bits of the local topography, such as mountains or valleys. If you can see the sky, you can get a signal (although tall buildings or trees close to your pitch can make finding that signal a challenge in the northern hemisphere).

The service promised by Starlink is impressive, with typical download speeds said to be between 100 and 230Mbps in the UK.

The downside, however, is the cost, and having to use a bulky satellite dish to pick up the signal.

The Starlink Roam system consists of a freestanding satellite dish with a base that links to the supplied router and comes complete with all of the cables that are needed for set-up.

Starlink also provides a roof-mounted satellite dish, which can be attached permanently to your campervan and is said to be usable even while the vehicle is in motion.

These packages cost £449 for all of the kit, plus £96 a month for the unlimited mobile data package (the

home package is £21 cheaper per month), so it's not going to be a budget option. If you want

Starlink's flagship system, its mobile priority packages (which are really aimed at coastal applications) cost from £206 to £4038 per month for the 5TB package.

Verdict

There is no single 'best' way to connect to the internet in your campervan, but using the mobile phone network linked to a MiFi box with a booster aerial is a very cost-effective method for improving things pretty significantly.

Just make sure that you carefully check which SIM card network and usage rate will work best for you.

Useful links

- **EE** ee.co.uk
- **Falcon Technology** falcontechology.co.uk
- **GiffGaff** giffgaff.com
- **Lebara** lebara.co.uk
- **Motorhome WiFi** motorhomewifi.com
- **O2** o2.co.uk
- **Three** three.co.uk
- **Vodafone** vodafone.co.uk

6 Falcon Technology's 4G Combo pack has an external aerial that plugs into the 12V or the mains supply to create a Wi-Fi hotspot

7 For a temporary, easy option, Falcon Technology's 4G aerial can be attached using suction pads

8 Starlink's satellite internet system will work anywhere in the world, but it's not cheap, at £449 for the dish and router plus a £96 monthly subscription



Future Publishing Limited, the publisher of *Practical Motorhome*, provides the information in this article in good faith and makes no representation as to its completeness or accuracy. Individuals carrying out the instructions do so at their own risk and must exercise their independent judgement in determining the appropriateness of the advice to their circumstances and skill level. References to specific products are for illustration only and not intended as recommendation. To the fullest extent permitted by law, neither Future nor its employees or agents shall have any liability in connection with the use of this information. Double check any warranty is not affected before proceeding.

Built for freedom, engineered for peace of mind

When you choose a motorhome or campervan from an NCC Approved Manufacturer, it is:

- Legally type-approved and registered as a 'motor caravan' (not a 'van') by the DVLA. That means it is recorded as a M1SA (code for motor caravan) on its V5 – the logbook
- Independently inspected at the factory, with up to 500 checks
- Compliant with UK and European safety standards

The Manufacturer Approval Scheme operated by the NCC demonstrates rigorous independent inspections and testing to ensure regulatory and safety compliance.

So when adventure calls – you're ready

Look for the Approved Manufacturer badge and you can be assured greater peace of mind.

ncc approved manufacturer

Manufacturer declares compliance to:

BS EN 1646

European Health & Safety Standard



Scan the QR code or visit bit.ly/NCCApproved to see Approved Manufacturers and their models.

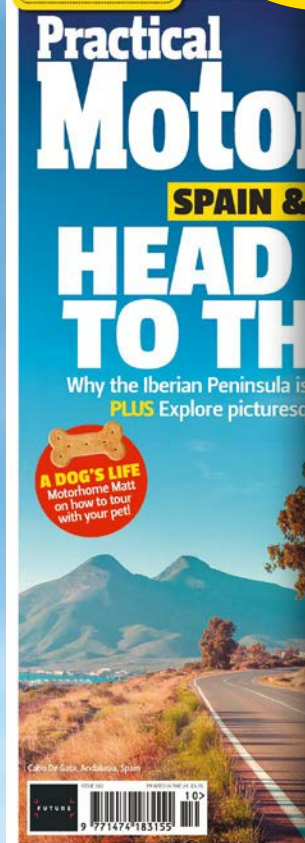
The NCC is the UK trade association for the leisure vehicle industry.



**SUBSCRIBE TODAY AND
SAVE 45%!***

PLUS
DIGITAL
ACCESS TO
**130+
ISSUES****

**THE UK'S
BEST-VALUE
MOTORHOME
MAGAZINE!**



**FIND YOUR
PRACTICAL MOTORHOME
SUBSCRIPTION AT**

www.magazinesdirect.com/PRC/DJ92A

SUBSCRIBE TO PRACTICAL MOTORHOME TODAY

CHOOSE YOUR PACKAGE



PLUS
DIGITAL
ACCESS TO
130+
ISSUES**

**PRINT
MAGAZINE,
PLUS
DIGITAL ACCESS**

- £20.55 every 6 months!
- Digital access to 130+ issues when you subscribe to print!*

DIGITAL MAGAZINE ONLY

■ £16.44 every 6 months!



Terms and conditions Offer closes 20 November 2025. Price is guaranteed for the first 6 months; please allow up to 6 weeks for the delivery of your first subscription issue (up to 8 weeks overseas). The subscription rate includes postage and packaging. *Savings are based on the cover price. Payment is non-refundable after the 14-day cancellation period. **Access to the digital library will end with your subscription. For full terms and conditions, visit www.magazinesdirect.com/page/terms-and-conditions. For UK enquiries, please call: +44 (0) 330 333 1113. Lines are open Monday–Friday 8:30am–7pm, Saturday 10am–3pm UK Time (excluding Bank Holidays), or email: help@magazinesdirect.com. Calls to 0330 numbers will be charged at no more than a national landline call, and may be included in your phone provider's call bundle. For overseas enquiries please call: 1-844-779-2822. Lines are open Monday–Friday 8:30am–5pm EST.

BUYER'S GUIDE

2025
MODELS

How to use the guide

We've organised our listings by layout, which is generally the most crucial aspect for buyers. Simply locate the floorplan you like in the guide; then, on the left of it, you'll find details of every UK model with that layout. Simple!

These models do exactly what it says on the tin – a manufacturer takes a commercial vehicle (van), then converts the inside to living accommodation. Such vehicles are often cheaper than coachbuilt motorhomes, and they are usually shorter too, so they're easier to park and manoeuvre on the road

HIGH TOP, FIXED ROOF

MODEL	BASE VEHICLE	MAX WEIGHT (KG)	LENGTH (M)	BERTHS	TRAVEL SEATS (INC DRIVER)	PRICE OTR (£)
-------	--------------	-----------------	------------	--------	---------------------------	---------------

REAR BENCH SEAT, NO WASHROOM

Auto Campers mRv Hi Line LWB	Ford Transit Custom	3190	5.34	2	4	70,000
Auto Campers mRv Hi Line SWB	Ford Transit Custom	3190	4.97	2	4	69,000
Auto Campers Day Van Hi Line LWB	Ford Transit Custom	3190	5.34	2	4	63,000
Auto Campers Leisure Van Hi Line LWB	Ford Transit Custom	3190	5.34	2	4	63,000
Auto Campers Day Van Hi Line SWB	Ford Transit Custom	3190	4.97	2	4	62,000
Auto Campers Leisure Van Hi Line SWB	Ford Transit Custom	3190	4.97	2	4	62,000
Bodans Truro	VW T6.1	3200	4.89	4	4	58,995
Jobl Kombi SE	VW T6.1	3200	4.89	2	4	49,950

SIDE SOFA, REAR WASHROOM

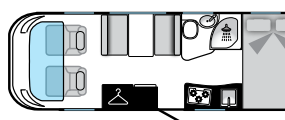
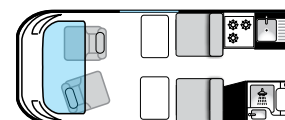
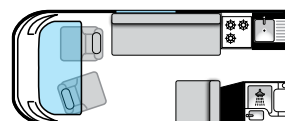
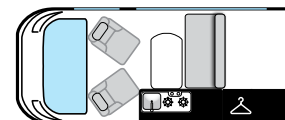
Globe Traveller Falcon 2XS	VW Crafter	3850	5.99	2	2	126,595
IH 710IFL	Iveco Daily	3500	7.17	2	2	96,995
IH 680CFL	VW Crafter	3500	6.86	2	2	87,395
Murvi Morello XL	Ford Transit	3500	6.7	2	2	83,963
Vantage Vue	Ford Transit	3500	6.36	2	2	79,950
Murvi Morello	Ford Transit	3500	5.98	2	2	78,598
Murvi Pimento XL	Ford Transit	3500	5.98	2	2	78,598
Auto-Sleeper Kemerton XL	Peugeot Boxer	3500	6.36	2	3	78,560
S&L Atlanta	Fiat Ducato	3500	6.36	2	2	78,450
Vantage Ora F-Line	Ford Transit	3500	5.93	2	2	77,950
Murvi Morocco XL	Fiat Ducato	3500	6.36	2	2	77,574
Murvi Morello XL	Fiat Ducato	3500	6.36	2	2	77,574
WildAx Constellation XL	Fiat Ducato	3500	6.36	2	3	77,500
Murvi Pimento	Ford Transit	3500	5.53	2	2	77,290
Vantage Ora	Fiat Ducato	3500	5.99	2	2	76,950
WildAx Constellation	Fiat Ducato	3500	5.99	2	3	76,500
Auto-Sleeper Symbol Plus	Peugeot Boxer	3500	5.99	2	3	75,800
S&L Iris	Fiat Ducato	3500	5.99	2	2	75,350
Murvi Morello	Fiat Ducato	3500	5.99	2	2	75,068
Murvi Morocco	Fiat Ducato	3500	5.99	2	2	75,068
Murvi Pimento XL	Fiat Ducato	3500	5.99	2	2	75,068
Auto-Sleeper Symbol	Peugeot Boxer	3300	5.41	2	3	74,720
IH N-630 FL	Fiat Ducato	3500	6.36	2	2	74,395
Vantage Gem	Fiat Ducato	3500	5.41	2	2	73,995
Murvi Pimento	Fiat Ducato	3500	5.41	2	2	73,103
Moto-Trek Leisure Treka EB	Peugeot Boxer	3500	6.36	2	2	72,495
Bailey Endeavour B63	Ford Transit	3500	5.98	2	2	70,999
IH 600FL	Fiat Ducato	3500	5.99	2	2	69,395
IH 630FL	Fiat Ducato	3500	6.36	2	2	66,395

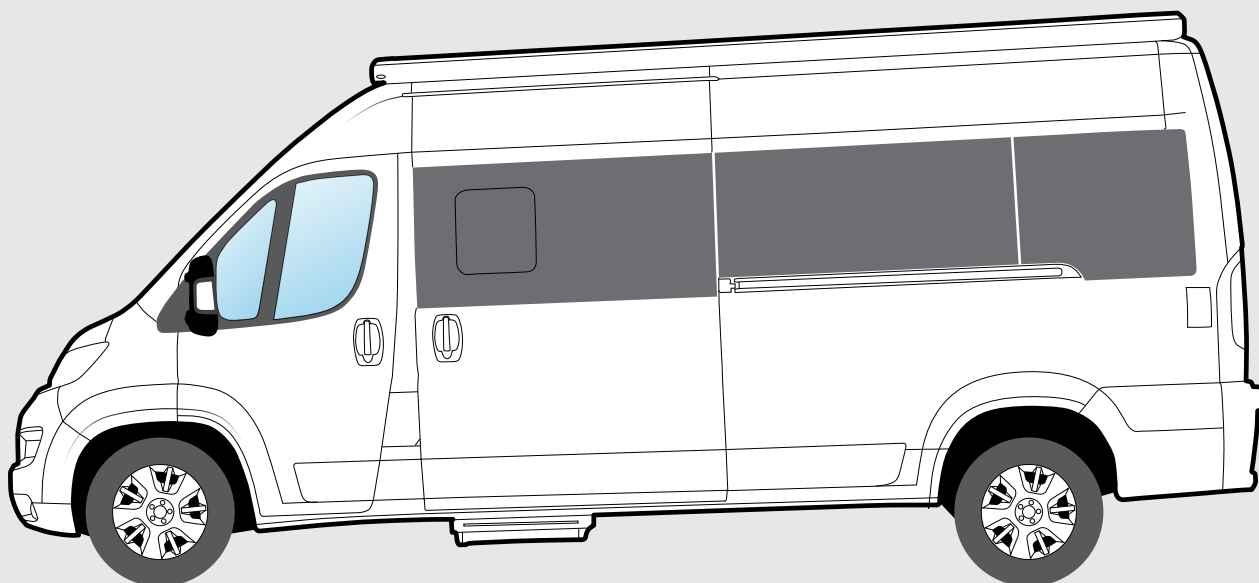
TWIN SEATS, REAR WASHROOM/KITCHEN

WildAx Pulsar	Fiat Ducato	3500	5.41	2	4	78,500
Greenline RG 500	Ford Transit Custom	3190	4.97	2	4	53,950
Greenline RG 500	Renault Trafic	3190	5.08	2	4	51,950

FRONT DINETTE, TRANSVERSE BED

Project Yonder Freedom 4X	Mercedes Sprinter	3880	6.97	2	4	157,895
VanWorx Expedition	VW Crafter	3500	5.97	2	4	126,000
Hymer Grand Canyon S CrossOver	Mercedes Sprinter	3880	5.93	2	4	120,860
Westfalia Sven Hedin New Edition	MAN TGE	3500	5.98	2	4	94,194
Hymer Grand Canyon S	Mercedes Sprinter	3500	5.93	2	4	89,570
Adria Twin Max 680 SGX	MAN TGE	4000	6.84	2	4	87,990
Knaus BoxDrive 600XL	MAN TGE	3500	5.98	4	4	80,768
Eura Mobil Camper Van 635HB	Fiat Ducato	3500	6.36	2	4	78,495
Hymer Free 600 Campus	Fiat Ducato	3500	5.99	2	4	77,430
Westfalia Sven Hedin Classic	MAN TGE	3500	5.98	2	4	76,967
Adria Twin Supreme 640 SGX	Fiat Ducato	3500	6.36	2	4	76,950
S&L Clio	Fiat Ducato	3500	6.36	2	3	76,850
Hymer Free 540 Campus	Fiat Ducato	3500	5.41	2	4	76,100
Knaus BoxLife 600 DQ	Fiat Ducato	3500	5.99	5	4	75,202
Adria Twin Supreme 600 SPB	Fiat Ducato	3500	5.99	2	4	74,950
Consort Duet FB	Peugeot Boxer	3500	6.36	2	2	74,950
S&L Echo	Fiat Ducato	3500	6.36	2	3	74,850
Pilote Van Vega V600G Evidence	Fiat Ducato	3500	5.99	2	4	74,700
Knaus BoxLife Pro 600 Street XL	Fiat Ducato	3500	5.99	5	4	74,345
Eura Mobil Camper Van 595HB	Fiat Ducato	3500	5.99	2	4	73,995
Pilote Van Vega 5V40G Evidence	Fiat Ducato	3500	5.41	2	4	73,700
Hymer Grand Canyon	Fiat Ducato	3500	5.99	2	4	73,260





Consort Pace FB	Peugeot Boxer	3500	5.99	2	2	72,950
Consort Reef FB	Peugeot Boxer	3500	5.99	2	2	71,950
Hymmer Ayers Rock	Fiat Ducato	3500	5.41	2	4	71,840
Knaus BoxLife 600 MQ	Fiat Ducato	3500	5.99	3	4	71,785
Dreamer Campervan XL Saphir	Fiat Ducato	3500	6.36	5	4	71,600
Knaus BoxLife Pro 600 Solution	Fiat Ducato	3500	5.99	5	4	71,262
Eriba Car 600	VW Crafter	3500	5.99	2	4	71,120
Consort Nova FB	Peugeot Boxer	3500	5.41	2	2	69,950
Sun Living V55SP	Fiat Ducato	3500	5.41	2	4	69,835
Bürstner Eliseo C540	Fiat Ducato	3500	5.41	2	4	69,690
Rapido V65 XL	Fiat Ducato	3500	6.36	2	2	69,600
Westfalia Columbus 600 D	Fiat Ducato	3500	5.99	2	4	68,817
Rapido V55	Fiat Ducato	3500	5.99	2	2	68,300
Bürstner Eliseo C602	Fiat Ducato	3500	5.99	2	4	68,290
Weinsberg CaraTour 600 MQH	Fiat Ducato	3500	5.99	5	4	67,641
Hobby On Tour Van 600FT	Fiat Ducato	3500	5.99	2	4	67,995
Weinsberg CaraTour 600 DQ	Fiat Ducato	3500	5.99	5	4	67,641
Weinsberg CaraBus 600 MQH	Fiat Ducato	3500	5.99	5	4	67,625
Weinsberg CaraBus EDITION [FIRE] 600 MQH	Fiat Ducato	3500	5.99	5	4	67,365
Knaus BoxLife 540 MQ	Fiat Ducato	3500	5.41	2	4	67,261
Knaus BoxLife Pro 600 Street	Fiat Ducato	3500	5.99	2	4	67,225
Weinsberg CaraBus EDITION [FIRE] 600 DQ	Fiat Ducato	3500	5.99	5	4	67,211
Pilote Van Vega V600G Standard	Fiat Ducato	3500	5.99	2	4	67,200
Pilote Van Vega V600S Standard	Fiat Ducato	3500	5.99	4	4	67,200
Globecar Summit 600 Prime	Fiat Ducato	3300	5.99	2	4	67,195
Bürstner Campeo C540 Skyline	Fiat Ducato	3500	5.41	2	4	67,190
Weinsberg CaraBus 600 DQ	Fiat Ducato	3500	5.99	5	4	66,981
Dreamer D55 Select Saphir	Fiat Ducato	3500	5.99	2	4	66,800
Sun Living V60SP	Fiat Ducato	3500	5.99	2	4	66,690
Laika Ecovip 600	Fiat Ducato	3500	5.99	2	4	66,600
Dethleffs Globetrail VW Performance	VW Crafter	3500	5.98	3	4	66,390
Pilote Van Vega V600G Standard	Fiat Ducato	3500	5.41	2	4	66,200
Bürstner Campeo C600 Skyline	Fiat Ducato	3500	5.99	2	4	65,990
Globecar Summit 600 Shine	Fiat Ducato	3300	5.99	2	3	65,595
Laika Ecovip 540	Fiat Ducato	3500	5.41	2	4	65,500
Knaus BoxLife Pro 540 Road	Fiat Ducato	3500	5.41	2	4	64,811
Globecar Summit 540 Prime	Fiat Ducato	3300	5.41	2	4	64,695
Globecar Summit 540 Shine	Fiat Ducato	3300	5.41	2	3	63,695
GiottiLine GiottiVan 60B Premier Edition	Fiat Ducato	3500	5.99	5	4	63,294
Dreamer D55 Select	Fiat Ducato	3500	5.99	2	4	63,200
GiottiLine GiottiVan 60T Premier Edition	Fiat Ducato	3500	5.99	3	4	62,994
GiottiLine GiottiVan 60T	Fiat Ducato	3500	5.99	3	4	62,697
Dethleffs Globetrail Citroën 600DR	Citroën Relay	3500	5.99	3	4	62,590
Dethleffs Globetrail Fiat 600DR	Fiat Ducato	3500	5.99	3	4	62,590
Malibu Compact 540 DB	Fiat Ducato	3500	5.41	2	4	62,290
Dethleffs Globetrail Citroën 600DS	Citroën Relay	3500	5.99	3	4	62,190
Dethleffs Globetrail Fiat 600DS	Fiat Ducato	3500	5.99	3	4	62,190
Carado CV600 Pro+	Fiat Ducato	3500	5.99	2	4	62,090
Sunlight Cliff 600 X	Fiat Ducato	3500	5.99	2	4	61,490
Dethleffs Globetrail Citroën 640HR	Citroën Relay	3500	6.36	5	4	61,290
Dethleffs Globetrail Fiat 640HR	Citroën Relay	3500	6.36	5	4	61,290
Dethleffs Globetrail Citroën 600DK	Citroën Relay	3500	5.99	3	4	61,190
Dethleffs Globetrail Fiat 600DK	Fiat Ducato	3500	5.99	3	4	61,190
GiottiLine GiottiVan 54T Premier Edition	Fiat Ducato	3500	5.41	3	4	61,165
Weinsberg CaraTour 600 MQ	Fiat Ducato	3500	5.99	2	4	60,795
Carado CV540 Pro	Fiat Ducato	3500	5.41	2	4	60,790
Weinsberg CaraBus EDITION [FIRE] 600 MQ	Fiat Ducato	3500	5.99	2	4	60,485
Dethleffs Globetrail Citroën 540DR	Citroën Relay	3500	5.41	2	4	60,290
Weinsberg CaraBus 600 MQ	Fiat Ducato	3500	5.99	2	4	60,285
Chausson V594 Sport Line	Fiat Ducato	3500	5.99	2	4	59,990
Sunlight Cliff 540 Adventure	Fiat Ducato	3500	5.41	2	4	59,990
Sunlight Cliff 600 XX	Fiat Ducato	3500	5.99	2	4	59,990
Carado CV601 Pro	Fiat Ducato	3500	5.99	4	4	59,890
Joa Camp Van 60G	Fiat Ducato	3500	5.99	2	4	59,700
Weinsberg CaraTour 540 MQ	Fiat Ducato	3500	5.41	2	4	59,291
Sunlight Cliff 601 Adventure	Fiat Ducato	3500	5.99	4	4	59,290
Malibu Diversity 600 DB K	Fiat Ducato	3500	5.99	2	4	59,280
Weinsberg CaraBus EDITION [FIRE] 540 MQ	Fiat Ducato	3500	5.41	2	4	59,161
Rimor Horus 40	Fiat Ducato	3500	5.99	3	4	58,995
Weinsberg CaraBus 540 MQ	Fiat Ducato	3500	5.41	2	4	58,791
Carado CV600 Pro	Fiat Ducato	3500	5.99	2	4	58,790
Joa Camp Van 54G	Fiat Ducato	3500	5.41	2	4	58,700
Malibu Comfort 600 DB	Fiat Ducato	3500	5.99	2	4	58,300
Sunlight Cliff 600 Adventure	Fiat Ducato	3500	5.99	2	4	58,190
Roller Team Livingstone 2 Sport	Fiat Ducato	3500	5.99	2	4	57,990
Etrusco CV 540DB	Fiat Ducato	3500	5.41	2	4	57,600

great for...

Being best of all worlds

MALIBU GENIUS

641 LE (p86)



Price £85,270 **Sleeps** 2 **Belts** 4

Base vehicle Mercedes Sprinter

Engine 150bhp **Length** 6.40m

MTPLM 3500kg **Payload** 554kg

Water (fresh/waste) 100/90 litres

Leisure battery 90Ah **Gas** 2 x 11kg

Malibu's first-ever conversion on a Mercedes Sprinter aims to be both a van conversion and a coachbuilt: the vehicle is 47cm longer than the base vehicle, thanks to a clever section that Malibu has added on at the end so that it could include everything that comes in Malibu's Comfort spec level.

These halfway-house vehicles don't always work, but here, the result is well worth taking a look at. You get a supremely comfortable 'van that is loaded with self-sufficiency options and has bags of storage space at the back. Malibu has now also brought out a 4x4 "Performance" version of this model, but for that, you will need an extra £48,500.

HIGH TOP, FIXED ROOF (CONT)

MODEL	BASE VEHICLE	MAX WEIGHT (KG)	LENGTH (M)	BERTHS	TRAVEL SEATS (INC DRIVER)	PRICE OTR (€)
Etrusco CV 640PB	Fiat Ducato	3500	6.36	2	4	57,500
Etrusco CV 600DB+	Fiat Ducato	3500	5.99	2	4	57,000
Benivan 144	Fiat Ducato	3500	5.99	2	4	56,995
Rimor Horus 38	Fiat Ducato	3500	5.99	3	4	55,995
Rimor Horus 45	Fiat Ducato	3500	5.99	5	4	55,995
Sunlight Cliff 540	Fiat Ducato	3500	5.41	2	4	59,990
Etrusco CV 600BB	Fiat Ducato	3500	5.99	4	4	55,700
Carado CV540	Peugeot Boxer	3500	5.41	2	4	55,690
Dreamer D55 Fun	Fiat Ducato	3500	5.99	3	4	55,000
Etrusco CV 600DB	Fiat Ducato	3500	5.99	2	4	54,900
Sunlight Cliff 600	Fiat Ducato	3500	5.99	2	4	53,790
Carado CV600	Peugeot Boxer	3500	5.99	2	4	53,690

FRONT DINETTE, TRANSVERSE BUNKS

Dreamer Family Van Select	Fiat Ducato	3500	5.99	5	4	67,200
---------------------------	-------------	------	------	---	---	--------

FRONT DINETTE, LONGITUDINAL BUNKS

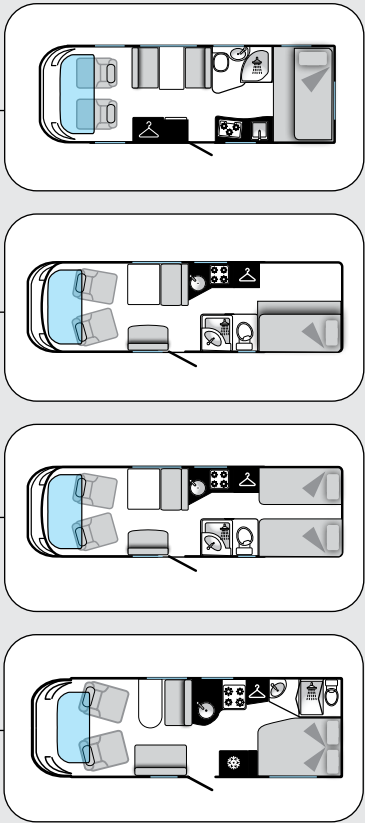
WildAx Solaris XL	Fiat Ducato	3500	6.36	4	4	77,500
WildAx Solaris	Fiat Ducato	3500	5.99	4	4	76,500

FRONT DINETTE, FIXED SINGLE BEDS

Malibu Genius Performance 4x4 641 LE	Mercedes Sprinter	4100	6.41	2	4	133,770
Globe Traveller Falcon 2Z	VW Crafter	3850	6.84	2	2	127,595
Globe Traveller Voyager Z	Peugeot Boxer	3500	6.36	4	4	109,995
Globe Traveller Pathfinder Z	Peugeot Boxer	3500	6.36	4	4	101,995
WildAx Altair RS	MAN TGE	3500	6.84	2	2	99,995
Globe Traveller Explorer 2Z	Peugeot Boxer	3500	6.36	2	2	97,595
IH7 10IFLG	Iveco Daily	3500	7.17	2	2	96,995
Adria Twin Max 680 SLB	MAN TGE	4000	6.84	2	4	86,990
Malibu Genius 641 LE	Mercedes Sprinter	3500	6.41	2	4	85,270
Volkswagen Grand California 680	VW Crafter	3850	6.8	4	4	84,718
Volkswagen Grand California 600	VW Crafter	3500	5.98	4	4	82,030
Knaus BoxLife 630 ME	Fiat Ducato	3500	6.36	3	4	80,636
Mobilvetta Admiral K6.3	Fiat Ducato	3500	6.36	2	4	79,995
Knaus BoxLife Pro 630 Freeway	Fiat Ducato	3500	6.36	3	4	78,486
Eura Mobil Camper Van 635EB	Fiat Ducato	3500	6.36	2	4	77,495
Adria Twin Supreme 640 SLB	Fiat Ducato	3500	6.36	2	4	75,950
Pilote Van Vega V630J Evidence	Fiat Ducato	3500	6.36	4	4	75,700
Knaus BoxLife Pro 600 Lifetime XL	Fiat Ducato	3500	5.99	4	4	75,465
Consort Duet FS	Peugeot Boxer	3500	6.36	2	2	74,950
Hymer Yellowstone	Fiat Ducato	3500	6.36	2	4	74,240
Hymer Yosemite	Fiat Ducato	3500	5.99	2	4	73,260
Consort Pace FS	Peugeot Boxer	3500	5.99	2	2	72,950
Knaus BoxDrive 680ME	MAN TGE	3850	6.84	3	4	72,580
Hobby Prestige Van 640ET	Fiat Ducato	3500	6.36	2	4	71,995
Consort Reef FS	Peugeot Boxer	3500	5.99	2	2	71,950
Pilote Van Vega V633M Standard	Fiat Ducato	3500	6.36	4	4	71,800
Knaus BoxLife 600 ME	Fiat Ducato	3500	5.99	2	4	71,455
Pilote Van Vega V630LG Standard	Fiat Ducato	3500	6.36	4	4	71,400
Westfalia Columbus 640 E	Fiat Ducato	3500	6.36	2	4	71,011
Büstrner Eliseo C642	Fiat Ducato	3500	6.36	2	4	70,690
Hobby On Tour Van 640ET	Fiat Ducato	3500	6.36	2	4	69,995
Weinsberg CaraTour 630 ME	Fiat Ducato	3500	6.36	2	4	69,615
Pilote Van Vega V630J Standard	Fiat Ducato	3500	6.36	4	4	69,200
Rapido V68	Fiat Ducato	3500	6.36	2	2	69,100
Weinsberg CaraBus 630 ME	Fiat Ducato	3500	6.36	2	4	69,005
Globecar Summit 640 Prime	Fiat Ducato	3300	6.36	2	3	68,995
Weinsberg CaraBus EDITION [FIRE] 600 ME	Fiat Ducato	3500	5.99	2	4	68,995
Weinsberg CaraBus EDITION [FIRE] 630 ME	Fiat Ducato	3500	6.36	2	4	68,995
Sun Living V65SL	Fiat Ducato	3500	6.36	2	4	68,410
Westfalia Columbus 600 E	Fiat Ducato	3500	5.99	2	4	68,371
Knaus BoxLife Pro 600 Lifetime	Fiat Ducato	3500	5.99	2	4	68,195
Pilote Van Vega V600J Standard	Fiat Ducato	3500	5.99	2	4	67,200
Dreamer D68 Select Saphir	Fiat Ducato	3500	6.36	3	4	66,700
Dreamer D68 Select	Fiat Ducato	3500	6.36	3	4	66,700
Globecar Summit 640 Shine	Fiat Ducato	3500	6.36	2	3	66,495
Globecar Summit 600L Shine	Fiat Ducato	3300	5.99	2	3	66,495
Dethleffs Globetrail Citroën 640ER	Citroën Relay	3500	6.36	2	4	64,490
Dethleffs Globetrail Fiat 640ER	Fiat Ducato	3500	6.36	3	4	64,490
Carado CV640 Pro+	Fiat Ducato	3500	6.36	2	4	64,090
Dethleffs Globetrail Citroën 640ES	Citroën Relay	3500	6.36	3	4	63,890
Dethleffs Globetrail Fiat 640ES	Citroën Relay	3500	6.36	3	4	63,890
Sunlight Cliff 640 X	Fiat Ducato	3500	6.36	2	4	64,490
Dethleffs Globetrail Citroën 640EK	Citroën Relay	3500	6.36	3	4	63,090
Dethleffs Globetrail Fiat 640EK	Fiat Ducato	3500	6.36	3	4	63,090
Dethleffs Globetrail Fiat 600ER	Citroën Relay	3500	5.99	3	4	62,590
Dethleffs Globetrail Fiat 600ER	Fiat Ducato	3500	5.99	3	4	62,590
Weinsberg CaraTour 600 ME	Fiat Ducato	3500	5.99	2	4	62,115
Joa Camp Van 63T	Fiat Ducato	3500	6.36	2	4	61,700
Weinsberg CaraBus 600 ME	Fiat Ducato	3500	5.99	2	4	61,585
Carado CV640 Pro	Fiat Ducato	3500	6.36	2	4	60,890
Malibu First Class – Two Rooms 640 LE RB	Fiat Ducato	3500	6.36	2	4	60,860
Sunlight Cliff 640 Adventure	Fiat Ducato	3500	6.36	2	4	60,190
Malibu Diversity 640 LE K	Fiat Ducato	3500	6.36	2	4	60,050
Chausson V597 Sport Line	Fiat Ducato	3500	5.99	2	4	59,990
Malibu Compact 600 LE	Fiat Ducato	3500	5.99	2	4	59,940
Carado CV602 Pro	Fiat Ducato	3500	5.99	2	4	59,090
Malibu Comfort 640 LE	Fiat Ducato	3500	6.36	2	4	59,070
Etrusco CV 640SB+	Fiat Ducato	3500	6.36	2	4	58,900
Sunlight Cliff 602 Adventure	Fiat Ducato	3500	5.99	2	4	58,690
Dreamer Camper Sport	Fiat Ducato	3500	6.36	3	4	58,600
Rimor Horus 66	Fiat Ducato	3500	5.99	2	2	57,995
Roller Team Livingstone 6 Sport	Fiat Ducato	3500	5.99	2	4	57,990
Benivan 161	Fiat Ducato	3500	5.99	2	4	57,495
Rimor Horus 95	Fiat Ducato	3500	6.36	2	2	56,995
Etrusco CV 640 SB	Fiat Ducato	3500	6.36	2	4	56,700
Sunlight Cliff 640	Fiat Ducato	3500	6.36	2	4	55,690
Carado CV640	Fiat Ducato	3500	6.36	2	4	55,590

FRONT DINETTE, FRENCH BED

Globe Traveller Voyager XS	Peugeot Boxer	3500	5.99	4	4	108,995
Globe Traveller Voyager X	Peugeot Boxer	3500	6.36	4	4	106,595
Globe Traveller Pathfinder X	Peugeot Boxer	3500	6.36	4	4	101,995
Globe Traveller Explorer 2X	Peugeot Boxer	3500	6.36	2	2	97,595



how to buy...

Choosing a layout

People's needs from their vehicle will differ, and your layout choice will depend very much on your touring companions and how you are planning to use your motorhome.

To understand the types of layout available, it's a good idea to try, if you possibly can, to spend a day at one of the big shows, where manufacturers and dealers will be displaying their latest models.

A dealership is also a good place to start your research, but do bear in mind that they may be affiliated with a limited number of brands. Having an informal chat with a dealer, though, could highlight concerns or offer some ideas that you haven't yet considered.

Think about your touring requirements: will you want to carry bikes, sports kit, barbecues or outdoor lounging furniture? Perhaps your plan is to tow a small car?

If creature comforts are higher on your list, you might want a floorplan offering a separate sleeping area, a lounge with parallel sofas and TV points, and an oven.

If you plan to tour regularly in Europe, your preference might be for a smaller motorhome fitted with less kitchen equipment, but with an external barbecue point, an exterior mains socket and an awning.

Is the washroom going to be important to you, or will campsite facilities suffice? There's a lot to think about.

Hire a 'van before you buy: it's a good way to bring focus to what you need and what you don't.

Globe Traveller Explorer 2XS	Peugeot Boxer	3500	5.99	2	2	96,995
Auto Sleepers Kingham	Peugeot Boxer	3500	6.36	2	2	78,560
Dreamer D62 Select Saphir	Fiat Ducato	3500	6.36	3	4	66,700
Elddis Autoquest CV60 60th Anniversary	Fiat Ducato	3500	5.99	2	2	60499

FRONT DINETTE, REAR LOUNGE

RP Overland Rebellion 4	Mercedes Sprinter	4100	6.97	4	4	225,000
WildAx Altair RL	MAN TGE	3500	6.84	3	4	99,995
Rolling Homes Darwin EL	VW Crafter	3850	6.84	2	2	94,995
IH N680 CRL	VW Crafter	3500	6.86	2	2	91,895
Vantage Rio	Fiat Ducato	3500	6.36	3	4	84,960
IH 680CRL-RD	VW Crafter	3500	6.86	2	2	82,395
Vantage Eos	Fiat Ducato	3500	6.36	2	2	79,950
Vantage Neo	Fiat Ducato	3500	6.36	2	2	79,950
East Neuk Fifer Touring L	Citroën Relay	3500	5.99	2	2	79,000
Auto-Sleeper Fairfield	Peugeot Boxer	3500	6.36	4	4	78,560
Auto-Sleeper Fairfield Plus	Peugeot Boxer	3500	6.36	4	4	78,560
S&L Apollo	Fiat Ducato	3500	6.36	2	2	78,450
Vantage Sol F-Line	Ford Transit	3500	5.93	2	2	77,950
Auto-Trail V-Line 636 Sport	Fiat Ducato	3500	6.36	2	4	77,692
WildAx Aurora XL/Aurora Leisure XL	Fiat Ducato	3500	5.99	3	3	77,500
Swift Carrera 184	Fiat Ducato	3500	6.36	4	4	76,995
Swift Carrera 194	Fiat Ducato	3500	6.36	3	4	76,995
Vantage Max	Fiat Ducato	3500	5.99	2	2	76,950
Vantage Sol	Fiat Ducato	3500	5.99	2	2	76,950
WildAx Aurora/Aurora Leisure	Fiat Ducato	3500	5.99	3	3	76,500
Swift Carrera 144	Fiat Ducato	3500	5.99	3	4	74,995
Consort Oslo RL	Peugeot Boxer	3500	6.36	2	2	74,950
Vantage Med	Fiat Ducato	3500	5.41	2	2	73,995
Swift Carrera 132	Fiat Ducato	3500	5.99	2	2	73,995
Auto-Trail V-Line 636 SE	Fiat Ducato	3500	6.36	2	4	73,414
Consort Pace RL	Peugeot Boxer	3500	5.99	2	2	72,950
S&L Orion	Fiat Ducato	3500	5.41	2	2	72,500
Consort Reef RL	Peugeot Boxer	3500	5.99	2	2	71,950
Eriba Car 602	VW Crafter	3500	5.99	2	4	71,120
Consort Nova RL	Peugeot Boxer	3500	5.41	2	2	69,950
Dreamer Living Van Select	Fiat Ducato	3500	6.36	4	4	69,300
Moto-Trek Leisure Treka ELD	Peugeot Boxer	3500	6.36	4	2	68,995
Laika Ecovip 645	Fiat Ducato	3500	6.36	2	4	68,700
Elddis Autoquest CV40 60th Anniversary	Fiat Ducato	3500	5.99	3	4	61,999
S&L Atlas	Fiat Ducato	3500	5.99	2	2	69,850
Consort Cove	Peugeot Boxer	3500	5.99	2	2	67,950
Dreamer Living Van Select	Fiat Ducato	3500	6.36	4	4	67,900
Laika Ecovip Camper Van 645	Fiat Ducato	3500	6.36	2	4	65,500
Elddis Autoquest CV40	Fiat Ducato	3500	5.99	3	4	63,689
Auto-Trail Expedition 68	Fiat Ducato	3500	6.36	4	4	56,212
Auto-Trail Expedition 67 Flex	Fiat Ducato	3500	5.99	4	4	54,454
Auto-Trail Expedition 67	Fiat Ducato	3500	5.99	2	4	53,950

REAR LOUNGE ONLY

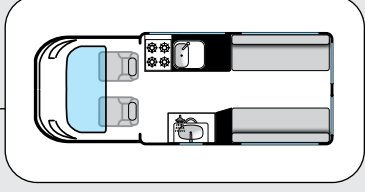
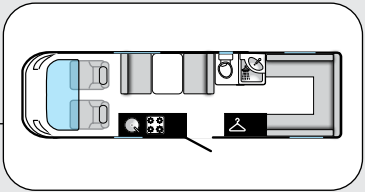
RP Overland Rebellion 2	Mercedes Sprinter	4100	6.97	2	2	225,000
RP Overland Rebel AWD	Mercedes Sprinter	4100	5.93	2	2	155,000
Globe Traveller Falcon 2YS	VW Crafter	3850	5.99	2	2	126,595
Auto-Sleeper M-Star	Mercedes Sprinter	3880	7.1	2	2	125,250
Rolling Homes Darwin ML	VW Crafter	3850	6.84	2	2	94,995
IH 600CRL-RD	VW Crafter	3500	5.98	2	2	80,395
Hillside MAN TGE Hopton	MAN TGE	3500	5.99	2	2	80,435
Auto-Sleeper Warwick XL	Peugeot Boxer	3500	6.36	2	2	78,560
Auto-Trail V-Line 635 Sport	Fiat Ducato	3500	6.36	2	2	77,692
WildAx Europa	Fiat Ducato	3500	6.36	2	2	76,500
Auto-Sleeper Warwick Duo	Peugeot Boxer	3500	5.99	2	2	75,800
Hillside Hopton	VW Crafter	3500	5.99	2	2	75,295
East Neuk Fifer Touring M	Citroën Relay	3500	5.41	2	2	75,000
IH N-630 RL	Fiat Ducato	3500	6.36	2	2	74,395
Vantage Cub	Fiat Ducato	3500	5.41	2	2	73,995
Auto-Trail V-Line 610 Sport	Fiat Ducato	3500	5.99	2	2	75,238
Auto-Trail V-Line 635 SE	Fiat Ducato	3500	6.36	2	2	73,414
Swift Carrera 122	Fiat Ducato	3500	5.99	2	2	72,995
Büstrner Eliseo C644	Fiat Ducato	3500	6.36	2	4	70,290
Bailey Endeavour B62	Ford Transit	3500	5.98	2	2	69,999
WildAx Meteor	Ford Transit	3500	5.98	2	2	69,995
Consort Vibe RL	Peugeot Boxer	3500	5.41	2	2	69,950
Auto-Trail V-Line 610 SE	Fiat Ducato	3500	5.99	2	2	71,014
Auto-Trail V-Line 540 SE	Fiat Ducato	3500	5.41	2	2	68,830
Swift Trekker XL	Ford Transit	3500	5.98	2	2	67,995
Moto-Trek Leisure Treka RL	Peugeot Boxer	3500	6.36	2	2	67,995
IH 630RL/RD	Fiat Ducato	3500	6.36	2	2	66,395
IH 600RL/RD	Fiat Ducato	3500	5.99	2	2	64,395
Elddis Autoquest CV20 60th Anniversary	Fiat Ducato	3500	5.99	2	2	60,499
Auto-Trail Expedition 66	Fiat Ducato	3500	5.99	2	2	52,516
Volkswagen Caddy California	VW Caddy	2300	4.5	2	5	35,683

RAISING ROOF

MODEL	BASE VEHICLE	MAX WEIGHT (KG)	LENGTH (M)	BERTHS	TRAVEL SEATS (INC DRIVER)	PRICE OTR (£)
-------	--------------	-----------------	------------	--------	---------------------------	---------------

REAR BENCH SEAT, NO WASHROOM

Vantage Motion R	Ford Transit Custom	3190	5.05	4	5	94,995
Mercedes Marco Polo Premium Plus	Mercedes V Class	3100	5.14	4	4	88,440
Swift Monza PHEV	Ford Transit Custom	3245	5.05	4	5	84,995
VanWorx Chesil	Ford Transit Custom	3190	4.97	4	5	79,500
Landseer Ford Custom 2.0	Ford Transit Custom	3190	4.97	4	5	77,900
Vantage Luna	Ford Transit Custom	3190	5.05	4	5	76,995
Auto-Sleeper Air	Ford Transit Custom	3400	4.97	4	5	74,245
Swift Monza S	Ford Transit Custom	3115	5.05	4	5	74,495
Wellhouse Leisure Misano 5	Ford Transit Custom	3190	4.97	4	4	73,000
Jobl Kampa AT	VW T6.1 4x4	3200	4.89	4	4	70,950
Auto Campers mRv Hi Line LWB	Ford Transit Custom	3190	5.34	4	4	70,000
Autohaus Spartan	VW T6.1	3200	4.89	4	5	69,995
Vantage Fuze	Ford Transit Custom	3190	5.05	4	5	69,995
Hillside Birchover All Motion	VW T6.1 4x4	3200	4.89	4	4	69,495
Auto Campers mRv Pop Top SWB	Ford Transit Custom	3190	4.97	4	4	69,000
Jobl Kampa GT	VW T6.1	3200	4.89	4	4	68,950
CMC Reimo Trio HighStyle Comfort	VW T6.1	3200	4.89	4	5	68,750
Autohaus Ashton	VW T6.1	3200	4.89	4	4	68,000
HemBil Drift Comfort	VW T6.1	3200	4.89	4	5	67,750



great for...

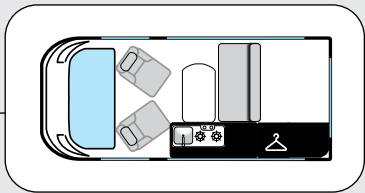
Use for home and away
PANAMA P12 (p88)



Price £59,995 Sleeps 4 Belts 5 (option for 7)
Base vehicle Ford Tourneo Custom
Engine 2.2-litre, 140bhp Length 5.04m
MTPLM 3175kg Payload 617kg
Water (fresh/waste) 50/32 litres
Leisure battery 90Ah Gas 1 x 2.8kg

Made by Trigano Group subsidiary Panama, this 'van has the classic side kitchen with rear bench seat layout that you see in many campervans. But because it is based on the Tourneo, Ford's people-carrier version of the Transit Custom, you have the option of adding an extra bench in the back, which means the vehicle can carry seven people.

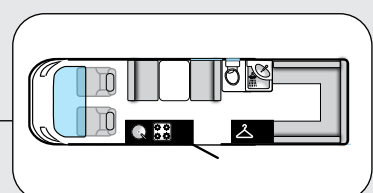
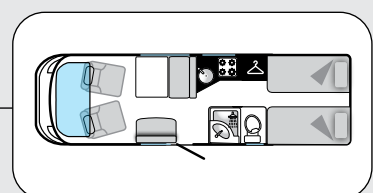
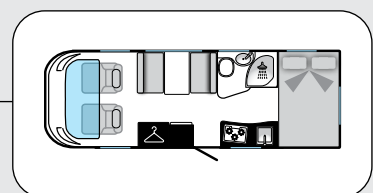
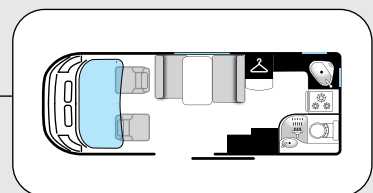
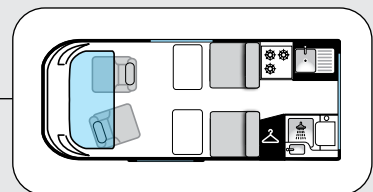
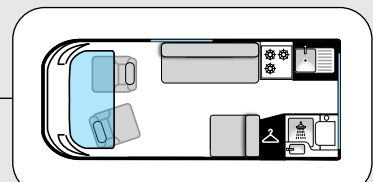
So it could be ideal for you to use on the school run, for example, safe in the knowledge that when you want to take it on a trip somewhere, you just need to remove that optional bench to have all the storage space you need in a campervan with a more than usually decent spec level.



Buyer's Guide

RAISING ROOF (CONT)

MODEL	BASE VEHICLE	MAX WEIGHT (KG)	LENGTH (M)	BERTHS	TRAVEL SEATS (INC DRIVER)	PRICE OTR (€)
CMC Reimo City Van Comfort	VW T6.1	3200	4.89	4	5	67,000
Danbury Surf	Ford Transit Custom	3190	4.97	4	4	66,750
Hembi Escape Comfort	VW T6.1	3200	4.89	4	5	66,500
Hembi Escape SL Comfort	VW T6.1	3200	4.89	4	5	66,500
Hembi Urban Comfort	VW T6.1	3200	4.89	4	5	66,250
Hembi Urban S Comfort	VW T6.1	3200	4.89	4	5	66,250
Auto Campers Leisure Van Hi Line LWB	Ford Transit Custom	3190	5.34	4	4	66,000
Hembi Dune Comfort	VW T6.1	3200	4.89	4	5	65,500
Auto Campers Leisure Van Pop Top SWB	Ford Transit Custom	3190	4.97	4	4	65,000
Jobi Kampa SE-L	VW T6.1	3200	5.29	4	4	64,950
Autohaus Creston	Renault Trafic	3010	4.99	4	4	63,995
Rolling Homes Kingsley S	Ford Transit Custom	3190	4.97	2	4	63,995
City by Dreamer City Camp	Ford Transit Custom	3190	4.97	4	4	63,600
Volkswagen California	VW T6.1	3200	4.89	4	4	63,376
Hillside Birchover Executive	VW T6.1	3200	4.89	4	4	63,295
Bodans Pentire Explorer	VW T6.1	3200	4.89	4	4	62,995
Rolling Homes Kingsley	Ford Transit Custom	3190	5.34	2	4	62,995
Rolling Homes Columbus S	VW T6.1	3200	4.89	4	4	62,895
Rolling Homes Columbus	VW T6.1	3200	5.29	4	4	61,695
Redline Sport +	VW T6.1 Highline	3200	4.89	4	4	60,000
Panama P12	Ford Tourneo Custom	3175	5.04	4	5	59,995
Rolling Homes Hudson	Ford Transit Custom	3190	4.97	2	4	59,995
Hillside Birchover Classic	VW T6.1	3200	4.89	4	4	59,945
CMC Reimo Trio HighStyle Smart Line	VW T6.1	3200	4.89	4	5	59,250
Jobi Kampa SE	VW T6.1	3200	4.89	4	4	59,050
Rolling Homes Shackleton	VW T6.1	3200	4.89	4	4	58,695
Hembi Drift Smart Line	VW T6.1	3200	4.89	4	5	58,250
CMC Reimo City Van Smart Line	VW T6.1	3200	4.89	4	5	57,500
Hembi Escape Smart Line	VW T6.1	3200	4.89	4	5	57,000
Hembi Escape SL Smart Line	VW T6.1	3200	4.89	4	5	57,000
Hembi Urban Smart Line	VW T6.1	3200	4.89	4	5	56,750
Hembi Urban S Smart Line	VW T6.1	3200	4.89	4	5	56,750
Citroën Holidays	Citroën SpaceTourer	3100	4.98	4	4	56,590
Hembi Dune Smart Line	VW T6.1	3200	4.89	4	5	56,000
Bodans Pentire	VW T6.1	3200	4.89	4	4	55,995
Bodans Treago	VW T6.1	3200	4.89	4	5	55,995
Wellhouse Leisure Flex	Ford Transit Custom	3190	4.97	4	4	54,960
Redline Sport XS	VW T6.1	3200	4.89	4	4	54,480
Redline Sport	VW T6.1	3200	4.89	4	4	53,830
Hillside Birchover S	VW T6.1	3200	4.89	4	4	51,995
Redline Classic	VW T6.1	3200	4.89	4	4	51,030
Bodans Holywell	VW T6.1	3200	4.89	4	4	49,995
SIDE SOFA, REAR WASHROOM						
Bailey Endeavour B64	Ford Transit	3500	5.98	4	4	74,999
Bodans Cubert	VW Caddy	2220	4.85	4	4	48,995
TWIN SEATS, REAR WASHROOM/KITCHEN						
Westfalia Club Joker Urban Premium	Ford Transit Custom	3190	5.05	4	4	85,643
Ford Nugget SWB PHEV	Ford Tourneo	3190	4.97	5	4	80,974
Ford Nugget SWB	Ford Tourneo	3190	4.97	5	4	77,338
Westfalia Club Joker Urban Classic	Ford Transit Custom	3190	5.05	4	4	71,763
CMC Reimo MultiStyle Comfort	VW T6.1	3200	4.89	4	4	68,750
Jobi Kampa LE	VW T6.1	3200	5.29	4	4	67,950
Dreamer Cap Land Select	Ford Transit Custom	3190	5.45	4	4	67,100
Hillside Cromford	VW T6.1	3200	5.29	4	4	64,995
Rolling Homes Livingstone	VW T6.1	3200	5.29	4	4	64,695
Panama P57	Ford Tourneo Custom	3175	5.40	4	4	63,995
CMC Reimo MultiStyle SmartLine	VW T6.1	3200	4.89	4	4	60,750
Bodans Crantock	VW T6.1	3200	4.89	4	4	58,995
Greenline RG 540	Renault Trafic	3190	5.08	4	4	51,950
Greenline RG 500	Renault Trafic	3190	4.99	4	4	49,950
FRONT DINETTE, CORNER KITCHEN						
Hembi GoCamper	Ford Tourneo	3190	4.97	4	5	49,500
FRONT DINETTE, TRANSVERSE BED						
Westfalia James Cook Premium 600 D	Mercedes Sprinter	3500	5.93	4	4	116,314
Westfalia James Cook Classic 600 D	Mercedes Sprinter	3500	5.93	4	4	95,936
Adria Twin Sports 640 SGX	Fiat Ducato	4250	6.36	4	4	87,410
Hymmer Free S Campus	Mercedes Sprinter	3500	5.93	4	4	85,680
Swift Carrera 244	Fiat Ducato	3500	5.99	4	4	80,495
Adria Twin Sports 600 SPB	Fiat Ducato	3500	5.99	4	4	79,950
Sun Living V55SP Tent Top	Fiat Ducato	3500	5.41	2	4	72,235
Westfalia Columbus 540 D	Fiat Ducato	3500	5.41	2	4	66,966
Dreamer D55 Fun Up	Fiat Ducato	3500	5.99	4	4	61,900
Weinsberg CaraTour 600 MQ	Fiat Ducato	3500	5.99	4	4	60,795
Weinsberg CaraBus 600 MQ	Fiat Ducato	3500	5.99	4	4	60,285
Weinsberg CaraTour 540 MQ	Fiat Ducato	3500	5.41	4	4	59,291
Dreamer D43 Fun Up	Fiat Ducato	3500	5.41	4	4	59,000
Weinsberg CaraBus 540 MQ	Fiat Ducato	3500	5.41	4	4	58,791
FRONT DINETTE, FIXED SINGLE BEDS						
Adria Twin Sports 640 SLB	Fiat Ducato	4250	6.36	4	4	86,410
Dreamer D68 Select Up Saphir	Fiat Ducato	3500	6.36	4	4	74,300
Weinsberg CaraTour 630 ME	Fiat Ducato	3500	6.36	4	4	69,615
Weinsberg CaraBus 630 ME	Fiat Ducato	3500	6.36	4	4	69,005
Weinsberg CaraTour 600 ME	Fiat Ducato	3500	5.99	4	4	62,115
Weinsberg CaraBus 600 ME	Fiat Ducato	3500	5.99	4	4	61,585
FRONT DINETTE, REAR LOUNGE						
Autohaus Camelot C600	VW Crafter	3500	5.98	4	4	91000
Auto-Trail Adventure 65	Fiat Ducato	3500	6.36	4	4	80320
Auto-Trail Adventure 55	Fiat Ducato	3500	5.99	4	4	78514
Bailey Endeavour B65	Ford Transit	3500	5.98	4	4	75999
Xplore CVX8	Fiat Ducato	3500	5.99	4	4	74999
Swift Trekker X	Ford Transit	3500	5.98	4	4	73995
Swift Trekker	Ford Transit	3500	5.53	4	4	72995
Elddis Autoquest CV80 60th Anniversary	Fiat Ducato	3500	5.99	4	4	68399



THE VERY BEST OF BOATING



SUBSCRIBE TODAY

www.magazinesdirect.com

SEARCH FOR [BOATS]

What to buy

CAMPERVAN ACCESSORIES

Make the most of your tours and your camper's space with some superb kit, says Jo Davies



Camp Chef Universal Flat Top Griddle

Upgrade your cooking and avoid adding to your payload with this universal steel grill that sits on top of your hob. It has a carrying handle, and a lip for minimal mess.

Price £39.99

funkypleisure.co.uk



Easy Camp Lupin Stringlight Lantern

This rechargeable device serves as torch, lantern, string lights or power bank. It provides up to 250 lumens, with multiple lighting modes and a 9m light chain neatly stored within the lamp.

Price £15.99 leisureshopdirect.com



AeroPress Go Plus

Brew smooth, rich coffee anywhere with the AeroPress Go Plus. Tough materials and a leak-resistant tumbler make it perfect for hot or cold drinks on the go.

Price £84.99 aeropress.co.uk



Lifeventure SoftFibre Recycled Towels

These lightweight, compact towels are made from recycled bottles and dry eight times faster than regular towels. They are treated with Polygiene odour control, and come with their own carry bag.

Price £21.99 lifeventure.com

Helinox Sunset Chair

Sink into this lightweight, cleverly designed camping chair, which has a high backrest, 145kg capacity, easy set-up with a single shock cord, and its own handy carry sack/stuffable pillow attachment.

Price £150

cotswoldoutdoor.com



Ayacucho Boot Bag

This breathable boot bag will keep the rest of your belongings (and your floors!) clean and dry while touring or after a particularly muddy walk. Designed with top zip closure, it also has a carry handle and a side pocket.

Price £14.95 snowandrock.com



OLPRO 30L Foldable Dustbin

Keep your pitch clean and tidy with this foldable dustbin. Waterproof and space-saving, it's ideal for life onsite and folds down flat for easy storage and transport.

Price £14

olproshop.com



Outwell Rigel Lamp

Add ambience to your awning or an additional light to your 'van with this rechargeable hanging lantern. Weighing just 200g, it has multiple colour settings and a built-in hook.

Price £26.99 outwell.com

KAVU Essential Case

Whether you're exploring a mountain or a city centre, keep your essentials safe with this compact bag. Made from tough 600D polyester, it converts from a cross-body to a belt bag, with storage for your cards, keys and more.

Price £28

kavu.co.uk



YOU'LL ALWAYS FEEL AT HOME WITH US



MOTORHOME BENEFITS MAY INCLUDE:

- ✓ Breakdown cover
- ✓ EU cover as standard, 365 days a year
- ✓ Windscreen repair
- ✓ Personal belongings cover

Get a quote today

0330 173 2103

visit safeguarduk.co.uk



Safeguard is a trading name of Atlanta Insurance Intermediaries Limited. Authorised and Regulated by the Financial Conduct Authority under firm reference number 309599. Company registration number: 756681.

 **Trustpilot** 
Rated 4.6 out of 5 stars based on 3,773 reviews of all products as of April 2025

PREMIUM FOR ALL – THE NEW MALIBU RELAX.

UPGRADE TO THE PREMIUM CLASS
TODAY – PREMIUM QUALITY WITHOUT
THE PREMIUM PRICE TAG.

Come visit us!

**MOTORHOME
& CARAVAN
SHOW 2025**

14-19 October
NEC Birmingham



FEELING RELAXED YET?
malibu-carthago.com/relax